



CMS-HIG-12-005

A search for a doubly-charged Higgs boson in pp collisions at $\sqrt{s} = 7$ TeV

The CMS Collaboration*

Abstract

A search for a doubly-charged Higgs boson in pp collisions at $\sqrt{s} = 7$ TeV is presented. The data correspond to an integrated luminosity of 4.9 fb^{-1} , collected by the CMS experiment at the LHC. The search is performed using events with three or more isolated charged leptons of any flavor, giving sensitivity to the decays of pair-produced triplet components $\Phi^{++}\Phi^{--}$, and $\Phi^{++}\Phi^{-}$ from associated production. No excess is observed compared to the background prediction, and upper limits at the 95% confidence level are set on the Φ^{++} production cross section, under specific assumptions on its branching fractions. Lower bounds on the Φ^{++} mass are reported, providing significantly more stringent constraints than previously published limits.

Submitted to the European Physical Journal C

arXiv:1207.2666v1 [hep-ex] 11 Jul 2012

*See Appendix A for the list of collaboration members

1 Introduction

The existence of non-zero neutrino masses may represent a signal of physics beyond the standard model (SM) [1]. The observation of a doubly-charged scalar particle would establish the type II seesaw mechanism as the most promising framework for generating neutrino masses [2]. The minimal type II seesaw model [3–6] is realized with an additional scalar field that is a triplet under $SU(2)_L$ and carries $U(1)_Y$ hypercharge $Y = 2$. The triplet contains a doubly-charged component Φ^{++} , a singly-charged component Φ^+ and a neutral component Φ^0 . In this paper, the symbols Φ^{++} and Φ^+ are used to refer also to the charge conjugate states Φ^{--} and Φ^- . In the literature Δ and H have also been used. Our choice of the symbol Φ for the triplet components avoids possible confusion with the minimal supersymmetric model (MSSM) H^+ boson.

The Φ^{++} particle carries double electric charge, and decays to same-sign lepton pairs $\ell_\alpha^+ \ell_\beta^+$ with flavor indices α, β , where α can be equal to or different from β . The Φ^{++} Yukawa coupling matrix Y_Φ is proportional to the light neutrino mass matrix. The measurement of the $\Phi^{++} \rightarrow \ell_\alpha^+ \ell_\beta^+$ branching fractions would therefore allow the neutrino mass generation mechanism to be tested [7]. In this scenario, measurements at the Large Hadron Collider (LHC) could shed light [8, 9] on the absolute neutrino mass scale, the mass hierarchy, and the Majorana CP-violating phases. The latter are not measurable in current neutrino-oscillation experiments.

In this article the results of an inclusive search for a doubly-charged Higgs boson at the Compact Muon Solenoid (CMS) experiment are presented, based on a dataset corresponding to an integrated luminosity of $4.93 \pm 0.11 \text{ fb}^{-1}$. The dataset was collected in pp collisions at $\sqrt{s} = 7 \text{ TeV}$ during the 2011 LHC running period. Both the pair-production process $pp \rightarrow \Phi^{++} \Phi^{--} \rightarrow \ell_\alpha^+ \ell_\beta^+ \ell_\gamma^- \ell_\delta^-$ [10, 11] and the associated production process $pp \rightarrow \Phi^{++} \Phi^- \rightarrow \ell_\alpha^+ \ell_\beta^+ \ell_\gamma^- \nu_\delta$ [12] are studied. It is assumed that the Φ^{++} and Φ^+ are degenerate in mass. However, as the singly-charged component is not fully reconstructed, this requirement impacts only the cross section, as long as the mass splitting is such that cascade decays (e.g. $\Phi^{++} \rightarrow \Phi^+ W^{+*} \rightarrow \Phi^0 W^{+*} W^{+*}$) are disfavored. The relevant Feynman diagrams and production cross sections, calculated following [11], are presented in Figures 1 and 2. The $\Phi^{++} \rightarrow W^+ W^+$ decays are assumed to be suppressed. In the framework of type II seesaw model [3–6], where the triplet is used to explain neutrino masses, this is a natural assumption: the decay width to the $W^+ W^+$ channel is proportional to the vacuum expectation value of the triplet (v_Φ) and, as the neutrino masses are determined from the product of the Yukawa couplings and v_Φ , then large enough v_Φ values would require unnaturally small Yukawa couplings.

The search strategy is to look for an excess of events in one or more flavor combinations of same-sign lepton pairs coming from the decays $\Phi^{++} \rightarrow \ell_\alpha^+ \ell_\beta^+$. Final states containing three or four charged leptons are considered.

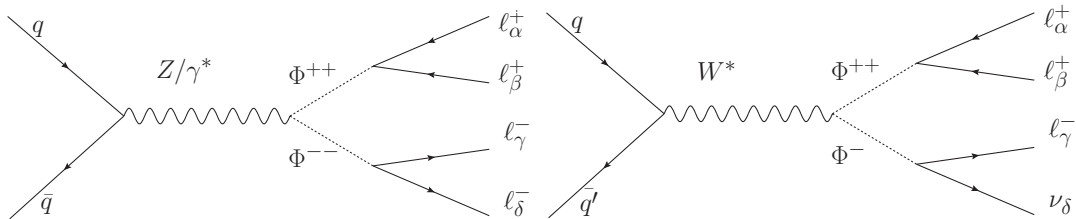


Figure 1: Feynman diagrams for pair and associated production of Φ^{++} .

In addition to a model-independent search in each final state, where the Φ^{++} is assumed to de-

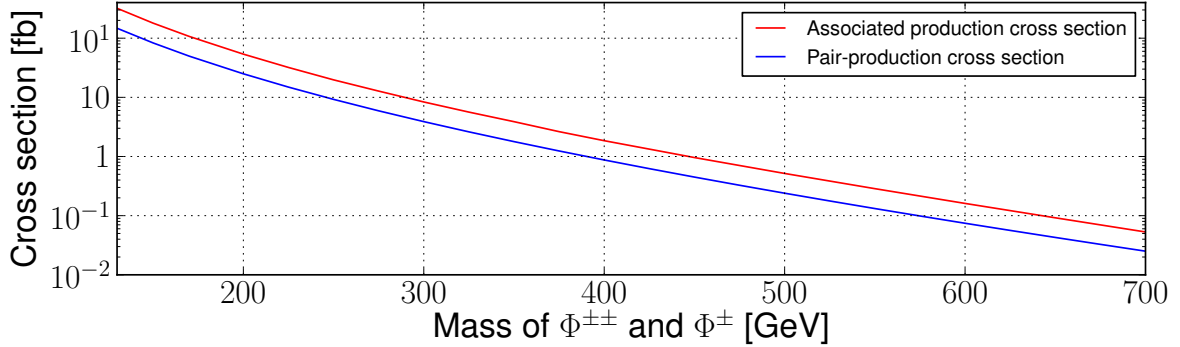


Figure 2: Production cross sections for pair and associated production processes at $\sqrt{s} = 7$ TeV.

cay in 100% of the cases in turn in each of the possible lepton combinations ($ee, \mu\mu, \tau\tau, e\mu, e\tau, \mu\tau$), the type II seesaw model is tested, following [9], at four benchmark points (BP), that probe different neutrino mass matrix structures. BP1 and BP2 describe a neutrino sector with a massless neutrino, assuming normal and inverted mass hierarchies, respectively. BP3 represents a degenerate neutrino mass spectrum with the mass taken as 0.2 eV. The fourth benchmark point BP4 represents the case in which the Φ^{++} has an equal branching fraction to each lepton generation. This corresponds to the following values of the Majorana phases: $\alpha_1 = 0, \alpha_2 = 1.7$. BP4 is the only case in which α_2 is non-vanishing. For all benchmark points, vanishing CP phases and an exact tri-bimaximal neutrino mixing matrix are assumed, fixing the values of the mixing angles at $\theta_{12} = \sin^{-1}(1/\sqrt{3}), \theta_{23} = \pi/4$, and $\theta_{13} = 0$. The four benchmark points, along with the model-independent search, encompass the majority of the parameter space of possible Φ^{++} leptonic decays. The values of the neutrino parameters at the benchmark points are compatible with currently measured values within uncertainties. The recent measurement of a non-zero θ_{13} angle [13, 14] is the only exception, and influences the branching fractions at the benchmark points by a maximum of a few percent [9]. The branching fractions at the benchmark points are summarized in Table 1.

Table 1: Branching fractions of Φ^{++} at the four benchmark points.

Benchmark point	ee	$e\mu$	$e\tau$	$\mu\mu$	$\mu\tau$	$\tau\tau$
BP1	0	0.01	0.01	0.30	0.38	0.30
BP2	1/2	0	0	1/8	1/4	1/8
BP3	1/3	0	0	1/3	0	1/3
BP4	1/6	1/6	1/6	1/6	1/6	1/6

The first limits on the Φ^{++} mass were derived based on the measurements done at PEP and PETRA experiments [15–20]. Next, the Φ^{++} was searched for at the MARK II detector at SLAC [21], the H1 detector at HERA [22] and the LEP experiments [23–26]. The latest results are from the Tevatron and ATLAS [27–29] experiments, which set lower limits on the Φ^{++} mass between 112 and 355 GeV, depending on assumptions regarding Φ^{++} branching fractions. In all previous searches, only the pair-production mechanism, and only a small fraction of the possible final state combinations, were considered. The addition of associated production and all possible final states significantly improves the sensitivity and reach of this analysis.

2 The CMS detector

The central feature of the CMS apparatus is a superconducting solenoid of 6 m internal diameter with a 3.8 T field. Within the field volume are a silicon pixel and strip tracker, a crystal electromagnetic calorimeter (ECAL) and a brass/scintillator hadron calorimeter. Muons are measured in gas-ionization detectors embedded in the steel return yoke. Extensive forward calorimetry complements the coverage provided by the barrel and endcap detectors.

CMS uses a right-handed coordinate system, with the origin at the nominal interaction point, the x axis pointing to the center of the LHC ring, the y axis pointing up (perpendicular to the LHC ring), and the z axis along the counterclockwise-beam direction. The polar angle, θ , is measured from the positive z -axis and the azimuthal angle, ϕ , is measured in the x - y plane.

The inner tracker measures charged particles within the pseudorapidity range $|\eta| < 2.5$, where $\eta = -\ln[\tan(\theta/2)]$. It consists of 1440 silicon pixel and 15 148 silicon strip detector modules, and is located in the superconducting solenoid. It provides an impact parameter resolution of $\sim 15 \mu\text{m}$ and a transverse momentum (p_T) resolution of about 1.5% for 100 GeV particles. The electromagnetic calorimeter consists of 75 848 lead tungstate crystals which provide coverage in pseudorapidity $|\eta| < 1.479$ in the barrel region and $1.479 < |\eta| < 3.0$ in two endcap regions (EE). A preshower detector consisting of two planes of silicon sensors interleaved with a total of three radiation lengths of lead is located in front of the EE. The muons are measured in the pseudorapidity range $|\eta| < 2.4$, with detection planes made using three technologies: drift tubes, cathode strip chambers, and resistive plate chambers. Matching the muons to the tracks measured in the silicon tracker results in a transverse momentum resolution between 1 and 5%, for p_T values up to 1 TeV. The detector is highly hermetic, ensuring accurate measurement of the global energy balance in the plane transverse to the beam directions.

The first level of the CMS trigger system, composed of custom hardware processors, uses information from the calorimeters and muon detectors to select, in less than $1 \mu\text{s}$, the most interesting events. The High Level Trigger processor farm further decreases the event rate from around 100 kHz to around 300 Hz, before data storage. A detailed description of the CMS detector may be found in Reference [30].

3 Experimental signatures

The most important experimental signature of the Φ^{++} is the presence of two like-charge leptons in the final state, with a resonant structure in their invariant mass spectrum. In this final state the background from SM processes is expected to be very small. For the four-lepton final state from $\Phi^{++}\Phi^{--}$ pair production, both Higgs bosons may be reconstructed, giving two like-charge pairs of leptons with similar invariant mass.

Like-charge backgrounds arise from various SM processes, including di-boson events containing two to four leptons in the final state. The Z +jets and $t\bar{t}$ +jets, with leptonic W decays, contribute to the non-resonant background through jet misidentification as leptons, or via genuine leptons within jets. The W +jets and QCD multijet events are examples of large cross section processes which potentially contribute to the SM background. However, the requirement of multiple isolated leptons with high transverse momentum almost entirely removes the contribution from these processes.

4 Monte Carlo simulations

The multi-purpose Monte Carlo (MC) event generator PYTHIA 6.4.24 [31] is used for the simulation of signal and background processes, either to generate a given hard interaction at leading order (LO), or for the simulation of showering and hadronization in cases where the hard processes are generated at next-to-leading order (NLO) outside PYTHIA, as in the case of top quark related backgrounds. The TAUOLA [32] program is interfaced with PYTHIA to simulate τ decay and polarization. Signal samples in the associated production mode are generated by using CALCHEP 2.5.2 [33], as PYTHIA only contains the doubly-charged particle. The diboson and Drell–Yan events are generated using MADGRAPH 5.1.1.0 [34] and TAUOLA. Samples of $t\bar{t}$ -jets and single-top production are generated by using POWHEG [35–37] and PYTHIA.

The signal processes were simulated at 16 mass points: 130, 150, 170, 200, 225, 250, 275, 300, 325, 350, 375, 400, 450, 500, 600 and 700 GeV.

5 Event selection

5.1 Trigger

Collision events are selected through the use of double-lepton (ee , $e\mu$, $\mu\mu$) triggers. In the case of the ee and $e\mu$ triggers, a minimum p_T of 17 and 8 GeV is required of the two leptons respectively. In the case of the $\mu\mu$ trigger, the muon p_T thresholds changed during the data-taking period because of the increasing instantaneous luminosity. A 7 GeV p_T threshold was applied to each muon during the initial data-taking period (the first few hundred pb^{-1}). The thresholds were later raised to 13 and 8 GeV for the two muons, and then to 17 and 8 GeV. The trigger efficiency is in excess of 99.5% for the events passing the selection defined below.

5.2 Lepton identification

The electron identification uses a cut-based approach in order to reject jets misidentified as electrons, or electrons originating from photon conversions. Electron candidates are separated into categories according to the amount of emitted bremsstrahlung energy; the latter depends on the magnetic field intensity and the large and varying amount of material in front of the electromagnetic calorimeter. A bremsstrahlung recovery procedure creates superclusters (i.e. groups of clusters), which collect the energy released both by the electron and the emitted photons. Transverse energy (E_T) dependent and η -dependent selections are applied [38].

Selection criteria for electrons include: geometrical matching between the position of the energy deposition in the ECAL and the direction of the corresponding electron track; requirements on shower shape; the impact parameter of the electron track; isolation of the electron; and further selection criteria to reject photon conversions. To reduce contamination in the signal region, electrons must pass a triple charge determination procedure based on two different track curvature fitting algorithms and on the angle between the supercluster and the pixel hits. In addition, electrons are required to have $p_T > 15$ GeV and $|\eta| < 2.5$.

Muon candidates are reconstructed using two algorithms. The first matches tracks in the silicon detector to segments in the muon chambers, whereas the second performs a combined fit using hits in both the silicon tracker and the muon systems [39]. All muon candidates are required to be successfully reconstructed by both algorithms, and to have $p_T > 5$ GeV and $|\eta| < 2.4$.

Isolation of the final state leptons plays a key role in suppressing backgrounds from $t\bar{t}$ and Z -jets. A relative isolation variable (Rellso) is used, defined as the sum of the p_T of the tracks

in the tracker and the energy from the calorimeters in an isolation cone of size 0.3 around the lepton, excluding the contribution of the lepton candidate itself, divided by the lepton p_T . A typical LHC bunch-crossing at high instantaneous luminosity results in overlapping proton-proton collisions ('pileup'). The isolation variable is corrected for energy deposition within the isolation cone by pile-up events, by means of the FASTJET energy-density algorithm [40, 41]. A description of the performance of the isolation algorithm in collision data can be found in [38, 39].

In order to reconstruct hadronic τ candidates (τ_h), the 'hadron plus strips' (HPS) algorithm [42] is used, which is based on particle flow (PF) [43] objects. One of the main tasks in reconstructing hadronically-decaying τ is determining the number of π^0 mesons produced in the decay. The HPS method combines PF electromagnetic objects into 'strips' at constant η to take into account the broadening of calorimeter deposits due to conversions of π^0 decay photons. The neutral objects are then combined with charged hadrons to reconstruct the τ_h decay.

The τ_h candidates are required to have $p_T > 15 \text{ GeV}$ and $|\eta| < 2.1$. Additional criteria are applied to discriminate against e and μ , since these particles could be misidentified as one-prong τ_h . The τ_h candidates in the region $1.460 < |\eta| < 1.558$ are vetoed, owing to the reduced ability to discriminate between electrons and hadrons in the barrel-to-endcap transition region.

In the following, the term lepton is used to indicate both light leptons (e, μ) and the τ -lepton before decay (τ). It is not possible to distinguish between leptonic τ decay products and prompt light leptons. Therefore, in scenarios that include a τ the light lepton contribution is assumed to be a mixture of prompt and non-prompt particles and selection criteria are tuned accordingly. Beyond that there is no attempt to distinguish the origin of the light leptons. As a result, a final state $e^+e^+\tau_h^-$ could arise from $\Phi^{++}\Phi^- \rightarrow e^+e^+\tau^-\nu_\mu \rightarrow e^+e^+\tau_h^-\bar{\nu}_\tau\nu_\mu$ as well as from $\Phi^{++}\Phi^- \rightarrow e^+\tau^+\tau^-\nu_\mu \rightarrow e^+e^+\nu_\tau\bar{\nu}_e\tau_h^-\bar{\nu}_\tau\nu_\mu$. In both scenarios we look for a resonance in the e^+e^+ invariant mass, which is narrow in the case of direct signal decay to light-leptons and wide in the case of the presence of a τ in the intermediate state. Because of the reconstruction efficiency we treat the $\mathcal{B}(\Phi^{++} \rightarrow \tau^+\tau^+) = 100\%$ assumption separately and optimize the selection criteria accordingly. However a given event may be assigned to more than one signal type if it matches the corresponding final state (the above mentioned example event would contribute to all scenarios where $e\tau, \tau\tau$ branching fractions are non-zero assuming the event passes the respective selection criteria).

5.3 Pre-selection requirements and signal selection optimization method

In order to select events from well-measured collisions, a primary vertex pre-selection is applied, requiring the number of degrees of freedom for the vertex fit to be greater than 4, and the distance of the vertex from the center of the CMS detector to be less than 24 cm along the beam line, and less than 2 cm in the transverse plane. In case of multiple primary vertex candidates, the one with the highest value of the scalar sum of the total transverse momentum of the associated tracks is selected [44].

Data and simulated events are preselected by requiring at least two final-state light leptons, with $p_T > 20 \text{ GeV}$ and $p_T > 10 \text{ GeV}$ respectively. If pairs of light leptons with invariant mass less than 12 GeV are reconstructed, neither of the particles is considered in the subsequent steps of the analysis. This requirement rejects low-mass resonances and light leptons from B meson decays. In order to reduce the background contribution from QCD multijet production and misidentified leptons, the two least well-isolated light leptons are required to have summed relative isolation ($\sum \text{RelIso}$) less than 0.35. In case of the $\mathcal{B}(\Phi^{++} \rightarrow \tau^+\tau^+) = 100\%$ assumption, the requirement is tightened to less than 0.25.

In addition, the significance of the impact parameter, $SIP_\ell = \rho_{PV} / \Delta\rho_{PV}$, is required to be less than four for the reconstructed light leptons except for the $\mathcal{B}(\Phi^{++} \rightarrow \tau^+\tau^+) = 100\%$ assumption; here ρ_{PV} denotes the distance from the lepton track to the primary vertex and $\Delta\rho_{PV}$ its uncertainty.

The remaining event sample is divided into two categories, based on the total number of final state lepton candidates. The search is then performed in various final state configurations for a set of pre-determined mass hypotheses for the Φ^{++} . For each mass point, the selection criteria described in Section 6 are optimized using simulations, by maximizing the signal significance by means of the following significance estimator:

$$S_{\text{cL}} = \sqrt{2(s+b) \ln(1+s/b) - 2s},$$

where s is the signal expectation and b is the background expectation. The estimator comes from the asymptotic expression of significance $Z = \sqrt{2 \log Q}$, where Q is the ratio of Poisson likelihoods $P(\text{obs}|s+b)$ and $P(\text{obs}|b)$. The estimator S_{cL} applies in the case of a counting experiment without systematic errors. We do not consider systematic errors at this stage as we select optimal cuts within the top 10% of the significance across mass points and the small variations coming from systematic uncertainties do not change the optimization significantly. The c and L subscripts refer to counting experiment and likelihood, respectively.

6 Analysis categories

The analysis is separated into categories based on the total number of light leptons and τ_h in the reconstructed events.

The decay channel with $\mathcal{B}(\Phi^{++} \rightarrow \tau\tau) = 100\%$ is handled separately, since the event topology is somewhat different from the final states with prompt decays to light leptons. In particular, the Φ^{++} reconstructed mass peak has a much larger width due to final-state neutrinos, which affects the choice and optimization of the event selection criteria.

6.1 lll and $ll\tau_h$ final states

These final states are relevant for both Φ^{++} production mechanisms. The associated production process yields three charged leptons and a neutrino. The pair-production process can contribute to this category if one of the four leptons is lost due to lepton identification inefficiency or detector acceptance.

In order to separate signal from background, a set of selection criteria is optimized for significance for various combinations of final states and mass hypotheses. Three main categories of final states are considered: Φ^{++} decays to light leptons (ee , $e\mu$ and $\mu\mu$), Φ^{++} decays to a light-lepton and a τ -lepton ($e\tau$, $\mu\tau$) and Φ^{++} decay to τ -leptons ($\tau\tau$). Both hadronic and leptonic τ decays are considered. At least two light leptons in the final state are required because of trigger considerations.

Because of the high mass of the Φ^{++} , its decay products are very energetic, allowing for signal separation through requirements on the scalar p_T sum of the three leptons ($\sum p_T$) as a function of m_Φ . In addition, as a number of important background processes contain a Z boson, events with opposite-sign same-flavor light lepton combinations are rejected if $|m(\ell^+\ell^-) - m_Z|$ is below a channel-dependent threshold.

A selection on the opening angle between the same-charge leptons, $\Delta\varphi$, is also applied. Background processes, such as the production of a Z boson recoiling from a jet misidentified as a lepton, yield leptons with a larger opening angle than those originating from Z decay. For the pair-production of two signal particles we expect both lepton pairs to be boosted and the opening angle to be smaller.

A loose requirement on the missing transverse energy (E_T^{miss}), defined as the negative vectorial momentum sum of all reconstructed particle candidates, is applied in the $e\tau$, $\mu\tau$ and $\tau\tau$ channels in order to further reduce the background contributions, especially from Drell–Yan processes.

Finally, the mass window ($m_{\text{lower}}, 1.1m_\Phi$) is defined. The lower bound, m_{lower} , depends on the final state. The mass windows are chosen by requiring high efficiency for signal events across a variety of final states (including τ leptonic decays, which contribute significantly in some scenarios), while keeping the analysis independent of the assumed relative branching fractions. The selection criteria used in this category are summarized in Table 2.

For the 100% branching fraction scenarios, both signal and background events are filtered based on the leptonic content. For example, when showing results for 100% branching fraction to electrons, only events containing electrons are used. For the four benchmark points, the contributions from all possible lepton combinations are taken into account and added to the relevant distributions according to the relative branching fractions. The selection criteria of $e\tau$ and $\mu\tau$ channel are used for the four benchmark points to account for various final state signatures.

After the application of the selection criteria, the event yields observed in data are in reasonable agreement with the sum of the expected contributions from backgrounds. The mass distributions for the simulated total background and the hypothesized BP4 benchmark point signal after applying the pre-selections are shown in Figure 3, along with the measured yields. The event yield evolution as a function of the selections applied is also shown. For the final analysis, the background estimate is derived from data, using the methods described in Section 7.

Table 2: Selections applied in the three-lepton final states.

Variable	$ee, e\mu, \mu\mu$	$e\tau, \mu\tau$	$\tau\tau$
$\sum p_T$	$> 1.1m_\Phi + 60 \text{ GeV}$	$> 0.85m_\Phi + 125 \text{ GeV}$	$> m_\Phi - 10 \text{ GeV}$ or $> 200 \text{ GeV}$
$ m(\ell^+\ell^-) - m_Z $	$> 80 \text{ GeV}$	$> 80 \text{ GeV}$	$> 50 \text{ GeV}$
$\Delta\varphi$	$< m_\Phi/600 \text{ GeV} + 1.95$	$< m_\Phi/200 \text{ GeV} + 1.15$	< 2.1
E_T^{miss}	none	$> 20 \text{ GeV}$	$> 40 \text{ GeV}$
Mass window	$[0.9m_\Phi; 1.1m_\Phi]$	$[m_\Phi/2; 1.1m_\Phi]$	$[m_\Phi/2 - 20 \text{ GeV}; 1.1m_\Phi]$

6.2 $llll$, $lll\tau_h$ and $ll\tau_h\tau_h$ final states

The requirement of a fourth lepton substantially reduces the background. The Z veto is not applied for scenarios involving only light-leptons because of low signal efficiency.

A mass window around the doubly charged Higgs boson mass hypothesis is defined. It consists of a two-dimensional region in the plane of $m(\ell^+\ell^+)$ vs. $m(\ell^-\ell^-)$, where $m(\ell^+\ell^+)$ and $m(\ell^-\ell^-)$ denote the reconstructed same-sign dilepton masses. The window boundaries are the same as in Section 6.1. Because of the large width of the reconstructed mass peak, the mass window is not selected in the case of $\mathcal{B}(\Phi^{++} \rightarrow \tau^+\tau^+) = 100\%$ in order to keep the signal efficiency high. The selection criteria used in this category are summarized in Table 3. The

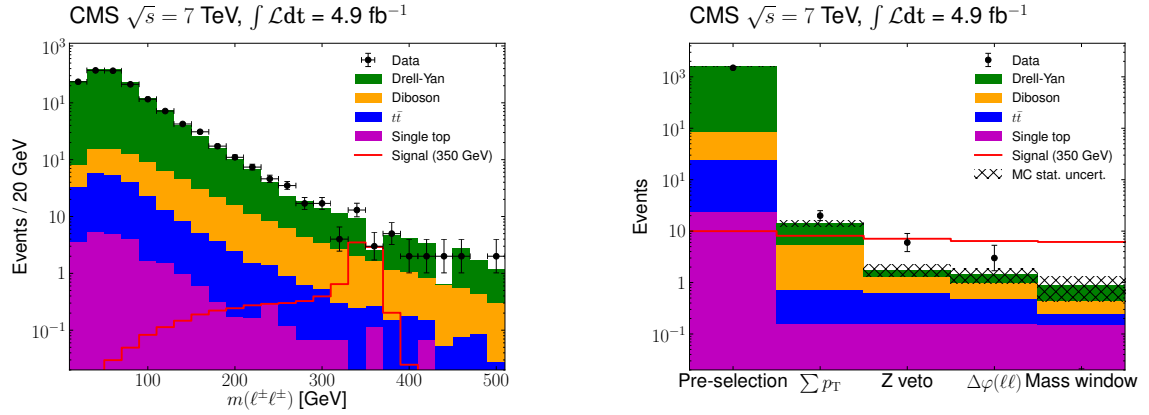


Figure 3: Left: Like-charge invariant mass distribution for the lll and $ll\tau_h$ final state for the MC simulation and data after pre-selection. Where τ decay products are present in the final state, a visible mass is reconstructed that does not include the contribution of neutrinos. The expected distribution for a Φ^{++} with a mass of 350 GeV for the benchmark point BP4 is also shown. Right: Event yields as a function of the applied selection criteria.

resulting mass distributions are shown in Figure 4. Good agreement is seen between the event yields observed in the data and the expected background contributions.

Table 3: Selections applied in various four-lepton final states.

Variable	$ee, e\mu, \mu\mu$	$e\tau, \mu\tau$	$\tau\tau$
$\sum p_T$	$> 0.6m_\Phi + 130 \text{ GeV}$	$> m_\Phi + 100 \text{ GeV}$ or $> 400 \text{ GeV}$	$> 120 \text{ GeV}$
$ m(\ell^+\ell^-) - m_{Z^0} $	none	$> 10 \text{ GeV}$	$> 50 \text{ GeV}$
$\Delta\varphi$	none	none	< 2.5
Mass window	$[0.9m_\Phi; 1.1m_\Phi]$	$[m_\Phi/2; 1.1m_\Phi]$	none

7 Background estimation from data

7.1 Sideband method

A sideband method is used to estimate the background contribution in the signal region. The sideband content is determined by using same-charge di-leptons with invariant mass in the ranges $(12 \text{ GeV}, m_{\text{lower}})$ and $(1.1m_\Phi, 500 \text{ GeV})$ for the three-lepton final state selection. In the case of the four-lepton final state, the sidebands comprise the Φ^{++} and Φ^{--} two-dimensional mass plane with dilepton invariant masses between 12 GeV and 500 GeV, excluding the candidate mass region. The upper bound of 500 GeV is chosen due to the negligible expected yields for both signal and background at higher masses, for the data sample used.

The sideband content is determined after the preselection requirements in order to ensure a reasonable number of events. For each Φ^{++} mass hypothesis, the ratio of the event yields in the signal region to those in the sideband, α , is estimated from the sum of all SM background MC processes:

$$\alpha = \frac{N_{\text{SR}}}{N_{\text{SB}}},$$

where N_{SR} and N_{SB} are the event yields in the signal and sideband regions respectively, esti-

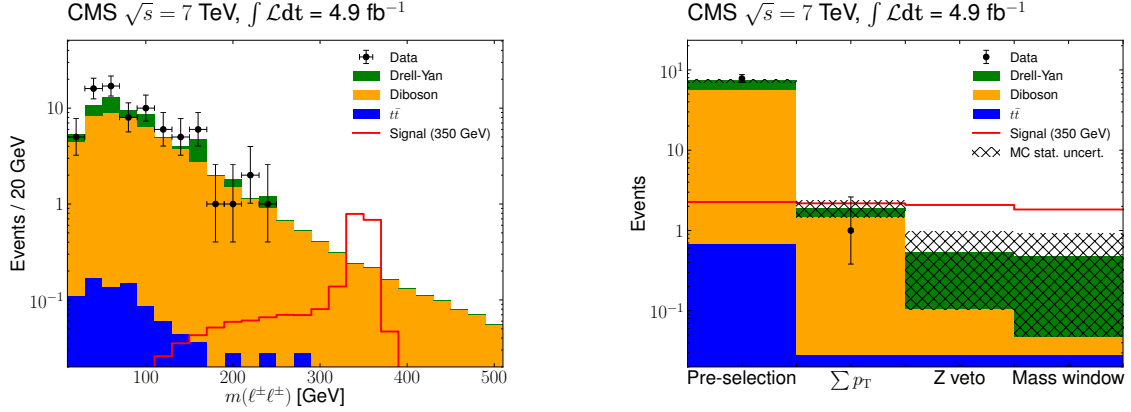


Figure 4: Left: Like-charge invariant mass distribution for the four-lepton final state for MC simulation and data after pre-selection. Where τ decay products are present in the final state, a visible mass is reconstructed that does not include the contribution of neutrinos. The expected distribution for a Φ^{++} with a mass of 350 GeV for the benchmark point BP4 is also shown. Right: Event yields as a function of the applied selection criteria.

mated from simulated event samples. Modifications to this definition are made in the case of very low event counts:

- If $N_{\text{SB}} = 0$, then $\alpha = N_{\text{SR}}$ is assumed
- If N_{SR} is less than the statistical uncertainty, then the statistical uncertainty of the simulated samples is used as an estimate for the signal region.

With an observation of $N_{\text{SB}}^{\text{Data}}$ in a sideband, the probability density function for the expected event rate is the Gamma distribution with mean $(N_{\text{SB}}^{\text{Data}} + 1)$ and dispersion $\sqrt{N_{\text{SB}}^{\text{Data}} + 1}$ [45]. The predicted background contribution in the signal region is given by:

$$N_{\text{BGR}} = \alpha \cdot (N_{\text{SB}}^{\text{Data}} + 1),$$

with a relative uncertainty of $1/\sqrt{N_{\text{SB}}^{\text{Data}} + 1}$, where N_{BGR} is the number of background events in the signal region estimated from the data, and $N_{\text{SB}}^{\text{Data}}$ is the total number of data events in the sidebands after applying only the isolation requirement on leptons. Where the background estimate in the signal region is smaller than the statistical uncertainty of the MC prediction, then it is assumed that the background estimate is equal to its statistical uncertainty.

Independently of this method, control regions for major backgrounds ($t\bar{t}$, Z+jets) are defined to verify the reliability of the simulation tools in describing the data, and good agreement is found.

7.2 ABCD method

As a mass window is not defined for the 4τ analysis, and comprises too large an area in the background region for the 3τ analysis with $m_{\Phi^{++}} < 200$ GeV, the sideband method cannot be used for these modes. Instead, we use the ‘ABCD method’, which estimates the number of background events after the final selection (signal region A) by extrapolating the event yields in three sidebands (B, C and D). The signal region and three sidebands are defined using a set of two observables x and y , that define four exclusive regions in the parameter space. The requirement of negligible correlation between x and y ensures that the probability density function of

the background can be factorized as $\rho(x, y) = f(x)g(y)$. It can be shown that the expectation values of the event yields in the four regions fulfill the relation $\lambda_A/\lambda_B = \lambda_D/\lambda_C$. The quantities λ_X are the parameters of the Poisson distribution, which for one measurement correspond to the event counts N_X . The estimated number of background events in the signal region is then given by

$$N_A = N_B \cdot \frac{N_D}{N_C}.$$

The variables ΣRelIso and $|m(\ell^+\ell^-) - m_Z|$ for the 3τ analysis and ΣRelIso and Σp_T for the 4τ analysis are chosen based on their low correlation and the available amount of data in the sidebands. High values of RelIso populate the sidebands with background events, where jets have been misidentified as leptons. Failing the $|m(\ell^+\ell^-) - m_{Z^0}| > 50 \text{ GeV}$ requirement gives mainly background contributions from the Drell-Yan and di-boson processes, whereas low values of Σp_T can probe various background processes that possibly contain genuine leptons, but do not belong to the signal phase space.

The estimated number of background events agrees well with both the prediction from simulation and the number of data events observed in the signal region.

8 Systematic uncertainties

The impact on the selection efficiency of the uncertainties related to the electron and muon identification and isolation algorithms, and the relevant mis-identification rates, detailed in [38, 39, 42, 46, 47], are estimated to be less than 2% using a standard ‘tag-and-probe’ method [48] that relies upon $Z \rightarrow \ell^+\ell^-$ decays to provide an unbiased and high-purity sample of leptons. A ‘tag’ lepton is required to satisfy stringent criteria on reconstruction, identification, and isolation, while a ‘probe’ lepton is used to measure the efficiency of a particular selection by using the Z mass constraint. The ratio of the overall efficiencies as measured in data and simulated events is used as a correction factor in the bins of p_T and η for the efficiency determined through simulation, and is propagated to the final result.

The τ_h reconstruction and identification efficiency via the HPS algorithm is also derived from data and simulations, using the tag-and-probe method with $Z \rightarrow \tau^+(\rightarrow \mu^+ + \bar{\nu}_\mu + \nu_\tau)\tau^-(\rightarrow \tau_h + \nu_\tau)$ events [42]. The uncertainty of the measured efficiency of the τ_h algorithms is 6% [42]. Estimation of the τ_h energy-scale uncertainty is also performed with data in the $Z \rightarrow \tau\tau \rightarrow \mu + \tau_h$ final state, and is found to be less than 3%. The τ_h charge misidentification rate is measured to be less than 3%.

The theoretical uncertainty in the signal cross section, which has been calculated at NLO, is about 10–15%, and arises because of its sensitivity to the renormalization scale and the parton distribution functions (PDF) [11].

The ratio α used to estimate the background contribution in the signal region is affected by two main uncertainties. The first is based on the uncertainty of the ratio of the simulated event yields in the sideband and the signal regions, and is related to the size of the kinematic region defined by the selection criteria. This uncertainty is dominated by the PDF and renormalization scale, in addition to the lepton energy scales. The combined uncertainty is 5% [49]. The other component comes from the statistical uncertainty of the small event content of the sidebands. This uncertainty is as high as 100% if no events are observed in data. The luminosity uncertainty is estimated to be 2.2% [50].

The systematic uncertainties are summarized in Table 4. The first eight rows in the table concern the signal and the final two rows the background processes. Correlations of systematic uncertainties within a given decay mode and between different modes are taken into account in the limit calculations.

Table 4: Source of systematic uncertainties and impact on the full selection efficiency.

Lepton (e or μ) ID and isolation	2%
τ_h ID and isolation	6%
τ_h energy scale	3%
τ_h misidentification rate	3%
Trigger and primary vertex finding	1.5%
Signal cross section	10%
Luminosity	2.2%
Statistical uncertainty of signal samples	1-7%
Ratio used in background estimation	5-100%
Statistical uncertainty of observed data events in sideband	10-100%

9 Results and statistical interpretation

The data and the estimated background contributions are found to be in reasonable agreement for all final states. Only a few events are observed with invariant masses above 200 GeV, consistent with SM background expectations. The dataset is used to derive limits on the doubly-charged Higgs mass in all decay channels. A CL_s method [51] is used to calculate an upper limit for the Φ^{++} cross section at the 95% confidence level (CL), which includes the systematic uncertainties summarized in Table 4. As the systematic uncertainties are different for each final state, the signal and background yields are separated into five orthogonal categories, based on the number of light leptons and τ -leptons. As an example, event yields in four mass points for BP4 can be found in Table 5. A full list of mass points that is considered for the limit calculation is given in the end of Section 4. When setting limits on ‘muon and electron only’ channels, we only distinguish the cases of three and four leptons with no τ_h involved. The limits are interpolated linearly. The results of the exclusion limit calculations are reported in Figures 5-14, and summarized in Table 6.

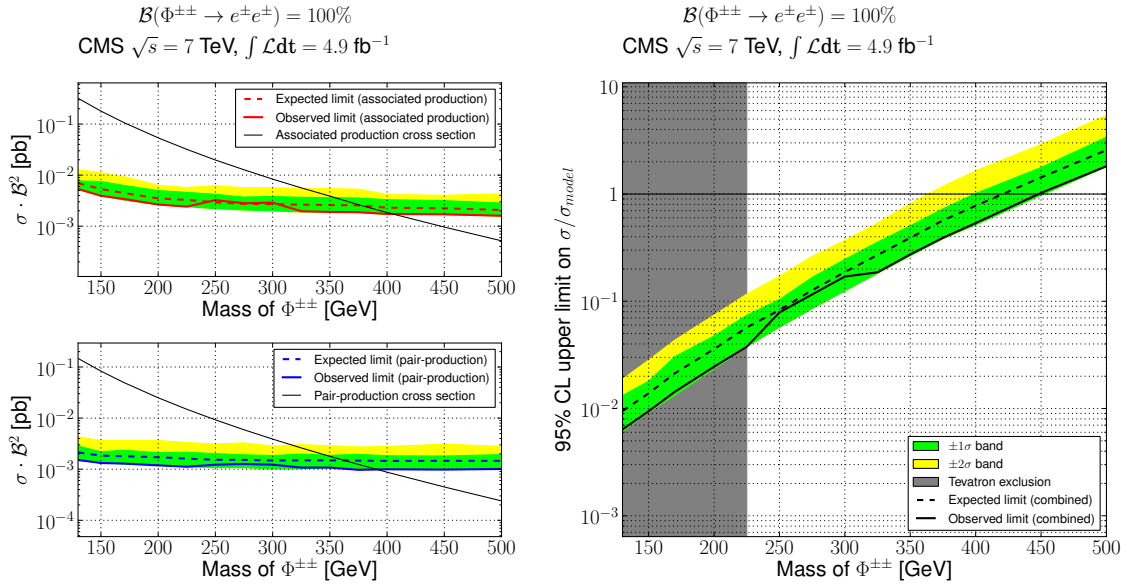
The cross section limits significantly improve on previously published lower bounds on the Φ^{++} mass. New limits are also set on the four benchmark points, probing a large region of the parameter space of type II seesaw models.

10 Summary

A search for the doubly-charged Higgs boson Φ^{++} has been conducted using a data sample corresponding to an integrated luminosity of $4.93 \pm 0.11 \text{ fb}^{-1}$ collected by the CMS experiment at a center-of-mass energy of 7 TeV. No evidence for the existence of the Φ^{++} has been found. Lower bounds on the Φ^{++} mass are established between 204 and 459 GeV in the 100% branching fraction scenarios, and between 383 and 408 GeV for four benchmark points of the type II seesaw model, providing significantly more stringent constraints than previously published limits.

Table 5: Background estimation from simulation and data, observed number of events, and signal yields for BP4.

Mass	Final state	MC estimate	Estimate from data	Observed events	Pair-production	Associate production
200 GeV	lll	0.99 ± 0.43	$1.32 \pm 0.64 \pm 0.02$	2	9.35 ± 0.07	33.17 ± 0.15
200 GeV	$ll\tau_h$	0.52 ± 0.07	$0.50 \pm 0.10 \pm 0.01$	1	3.05 ± 0.04	8.02 ± 0.08
200 GeV	$llll$	0.05 ± 0.02	$0.07 \pm 0.04 \pm 0.01$	0	17.25 ± 0.07	0.01 ± 0.01
200 GeV	$lll\tau_h$	0.03 ± 0.02	$0.02 \pm 0.02 \pm 0.01$	0	4.55 ± 0.05	0.04 ± 0.01
200 GeV	$ll\tau_h\tau_h$	0.03 ± 0.02	$0.02 \pm 0.02 \pm 0.01$	0	0.57 ± 0.02	0.0 ± 0.0
300 GeV	lll	0.22 ± 0.03	$0.30 \pm 0.06 \pm 0.01$	0	2.06 ± 0.02	7.07 ± 0.04
300 GeV	$ll\tau_h$	0.12 ± 0.04	$0.12 \pm 0.04 \pm 0.01$	0	0.62 ± 0.01	1.52 ± 0.02
300 GeV	$llll$	0.03 ± 0.02	$0.04 \pm 0.03 \pm 0.01$	0	3.06 ± 0.02	0.0 ± 0.0
300 GeV	$lll\tau_h$	0.03 ± 0.02	$0.02 \pm 0.02 \pm 0.01$	0	0.78 ± 0.01	0.0 ± 0.0
300 GeV	$ll\tau_h\tau_h$	0.03 ± 0.02	$0.02 \pm 0.02 \pm 0.01$	0	0.10 ± 0.01	0.0 ± 0.0
400 GeV	lll	0.19 ± 0.04	$0.26 \pm 0.07 \pm 0.01$	1	0.60 ± 0.01	1.94 ± 0.01
400 GeV	$ll\tau_h$	0.06 ± 0.02	$0.06 \pm 0.03 \pm 0.01$	0	0.17 ± 0.01	0.4 ± 0.01
400 GeV	$llll$	0.03 ± 0.02	$0.04 \pm 0.03 \pm 0.01$	0	0.70 ± 0.01	0.0 ± 0.0
400 GeV	$lll\tau_h$	0.03 ± 0.02	$0.02 \pm 0.02 \pm 0.01$	0	0.18 ± 0.01	0.0 ± 0.0
400 GeV	$ll\tau_h\tau_h$	0.03 ± 0.02	$0.02 \pm 0.02 \pm 0.01$	0	0.02 ± 0.01	0.0 ± 0.0
450 GeV	lll	0.14 ± 0.04	$0.19 \pm 0.06 \pm 0.03$	1	0.32 ± 0.01	1.04 ± 0.01
450 GeV	$ll\tau_h$	0.04 ± 0.02	$0.04 \pm 0.03 \pm 0.00$	0	0.08 ± 0.01	0.21 ± 0.01
450 GeV	$llll$	0.03 ± 0.02	$0.04 \pm 0.03 \pm 0.01$	0	0.36 ± 0.01	0.0 ± 0.0
450 GeV	$lll\tau_h$	0.03 ± 0.02	$0.02 \pm 0.02 \pm 0.01$	0	0.09 ± 0.01	0.0 ± 0.0
450 GeV	$ll\tau_h\tau_h$	0.03 ± 0.02	$0.02 \pm 0.02 \pm 0.01$	0	0.01 ± 0.0	0.0 ± 0.0

Figure 5: Lower bound on Φ^{++} mass at 95% CL for $\mathcal{B}(\Phi^{++} \rightarrow e^+e^+) = 100\%$.

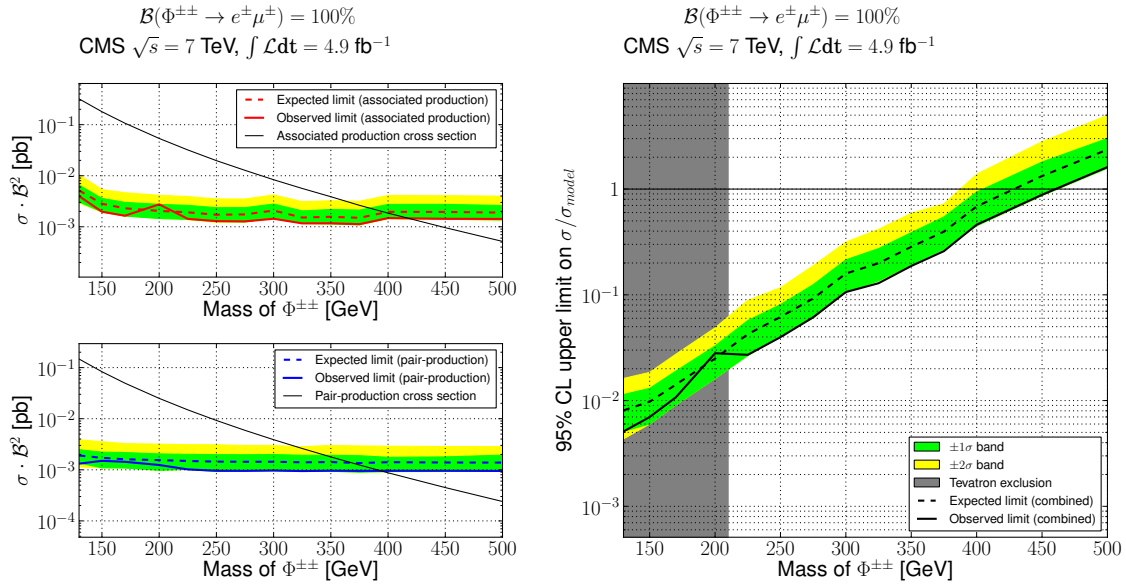


Figure 6: Lower bound on Φ^{++} mass at 95% CL for $\mathcal{B}(\Phi^{++} \rightarrow e^+ \mu^+) = 100\%$.

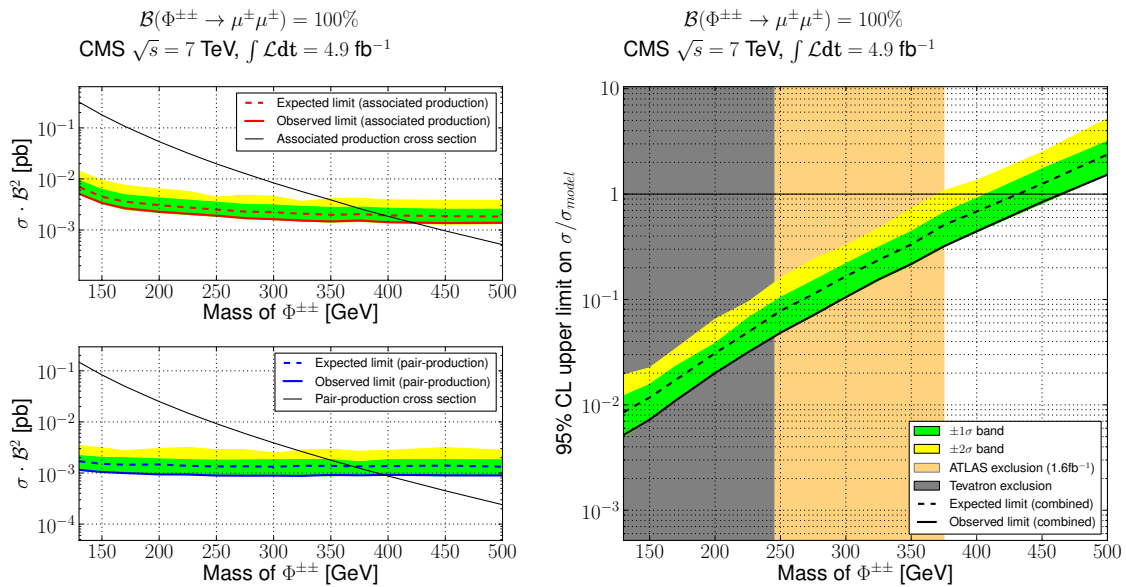


Figure 7: Lower bound on Φ^{++} mass at 95% CL for $\mathcal{B}(\Phi^{++} \rightarrow \mu^+ \mu^+) = 100\%$.

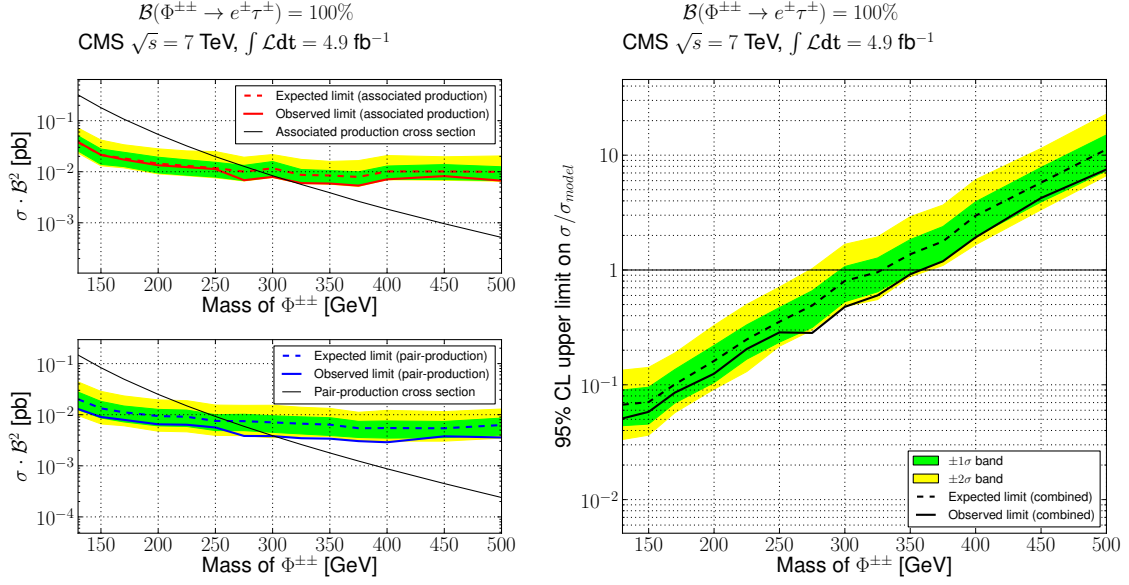


Figure 8: Lower bound on Φ^{++} mass at 95% CL for $\mathcal{B}(\Phi^{++} \rightarrow e^+ \tau^+) = 100\%$.

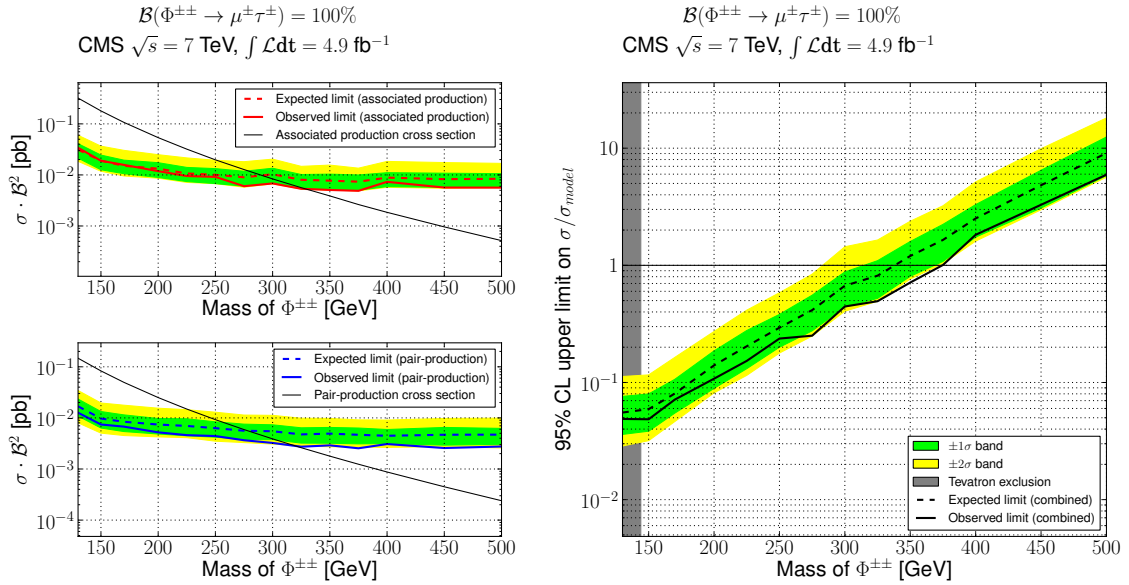
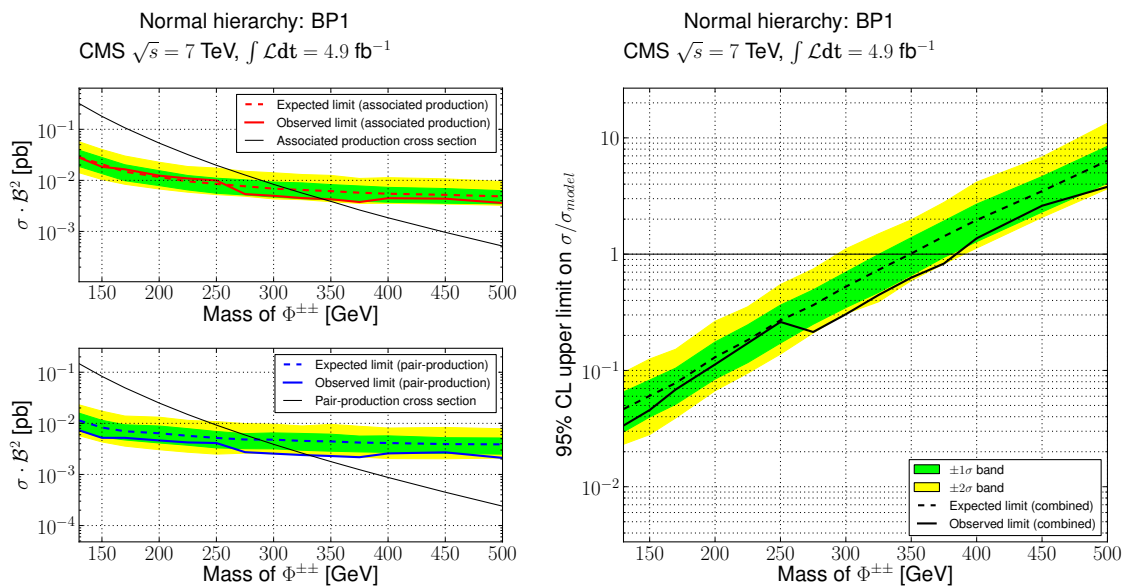
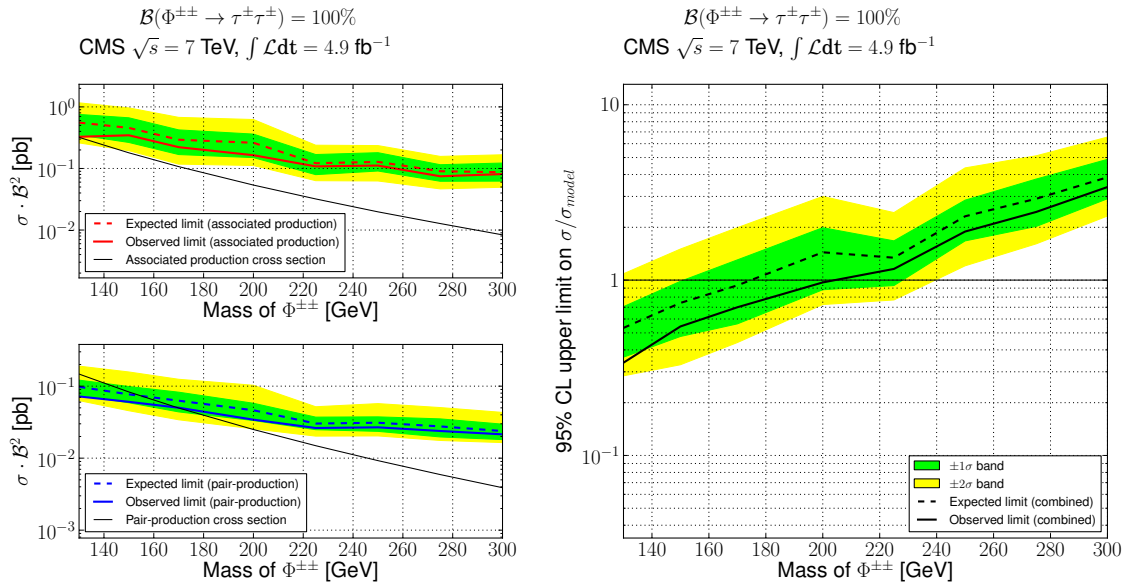


Figure 9: Lower bound on Φ^{++} mass at 95% CL for $\mathcal{B}(\Phi^{++} \rightarrow \mu^+ \tau^+) = 100\%$.



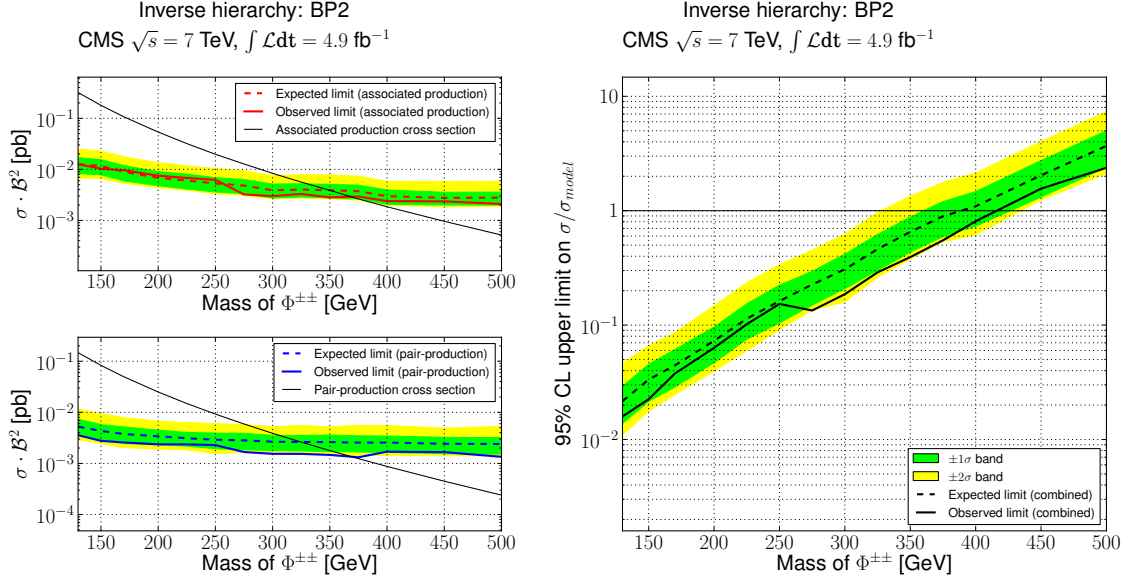


Figure 12: Lower bound on Φ^{++} mass at 95% CL for BP2. On the left hand plots the \mathcal{B}^2 means $\mathcal{B}(\Phi^{++} \rightarrow \ell_\alpha^+ \ell_\beta^+) \mathcal{B}(\Phi^{++} \rightarrow \ell_\gamma^+ \ell_\delta^+)$ summed over all possible flavor combinations.

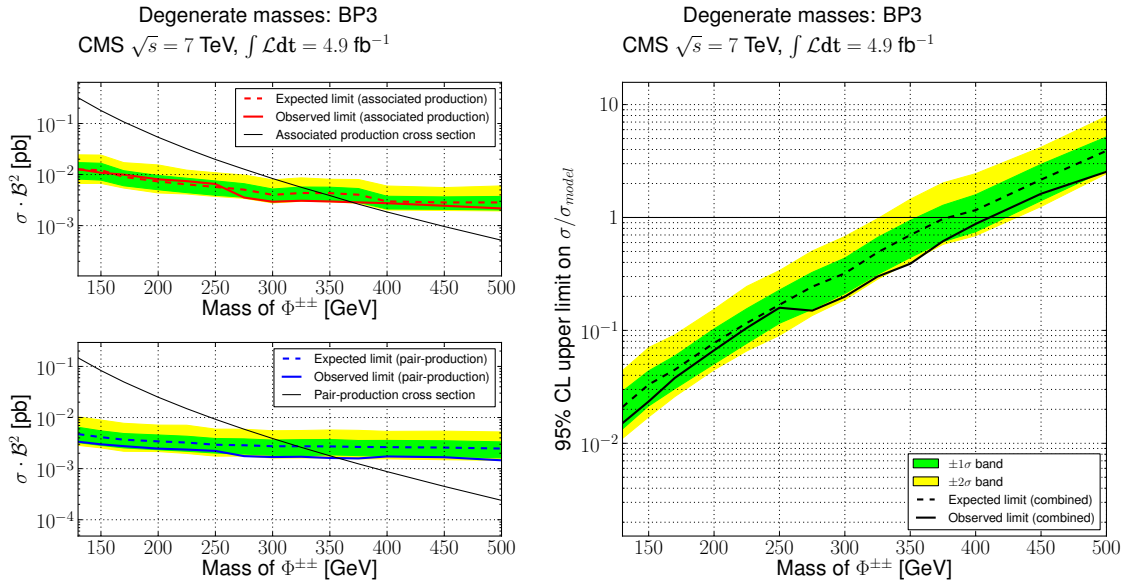


Figure 13: Lower bound on Φ^{++} mass at 95% CL for BP3. On the left hand plots the \mathcal{B}^2 means $\mathcal{B}(\Phi^{++} \rightarrow \ell_\alpha^+ \ell_\beta^+) \mathcal{B}(\Phi^{++} \rightarrow \ell_\gamma^+ \ell_\delta^+)$ summed over all possible flavor combinations.

Table 6: Summary of the 95% CL exclusion limits.

Benchmark point	Combined 95% CL limit [GeV]	95% CL limit for pair production only [GeV]
$\mathcal{B}(\Phi^{++} \rightarrow e^+e^+) = 100\%$	444	382
$\mathcal{B}(\Phi^{++} \rightarrow e^+\mu^+) = 100\%$	453	391
$\mathcal{B}(\Phi^{++} \rightarrow e^+\tau^+) = 100\%$	373	293
$\mathcal{B}(\Phi^{++} \rightarrow \mu^+\mu^+) = 100\%$	459	395
$\mathcal{B}(\Phi^{++} \rightarrow \mu^+\tau^+) = 100\%$	375	300
$\mathcal{B}(\Phi^{++} \rightarrow \tau^+\tau^+) = 100\%$	204	169
BP1	383	333
BP2	408	359
BP3	403	355
BP4	400	353

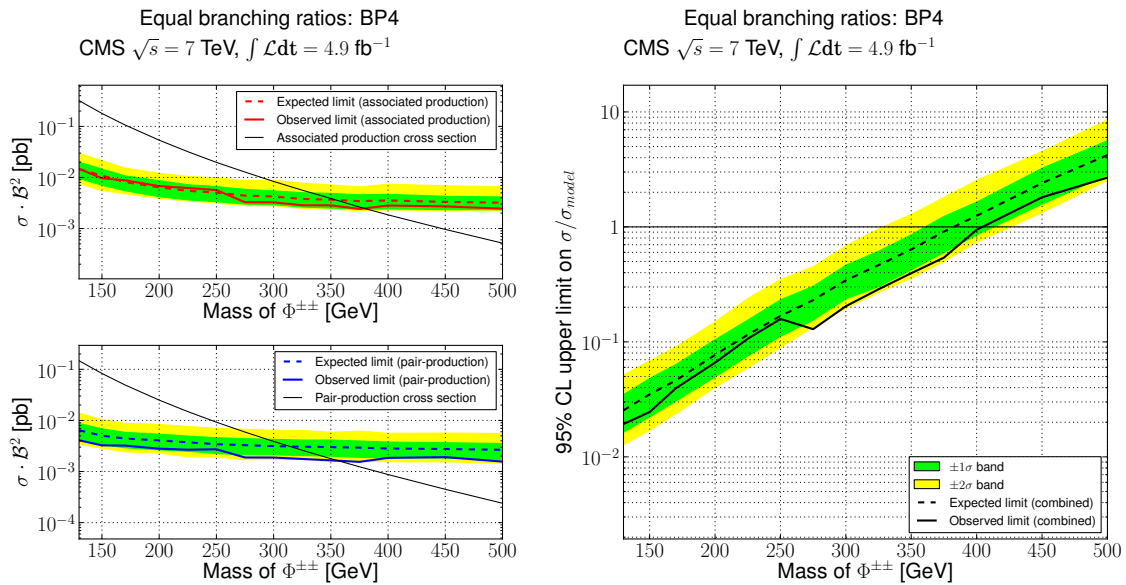


Figure 14: Lower bound on Φ^{++} mass at 95% CL for BP4. On the left hand plots the \mathcal{B}^2 means $\mathcal{B}(\Phi^{++} \rightarrow l_\alpha^+ l_\beta^+) \mathcal{B}(\Phi^{++} \rightarrow l_\gamma^+ l_\delta^+)$ summed over all possible flavor combinations.

Acknowledgements

We congratulate our colleagues in the CERN accelerator departments for the excellent performance of the LHC machine. We thank the technical and administrative staff at CERN and other CMS institutes, and acknowledge support from: FMSR (Austria); FNRS and FWO (Belgium); CNPq, CAPES, FAPERJ, and FAPESP (Brazil); MES (Bulgaria); CERN; CAS, MoST, and NSFC (China); COLCIENCIAS (Colombia); MSES (Croatia); RPF (Cyprus); MoER, SF0690030s09 and ERDF (Estonia); Academy of Finland, MEC, and HIP (Finland); CEA and CNRS/IN2P3 (France); BMBF, DFG, and HGF (Germany); GSRT (Greece); OTKA and NKTH (Hungary); DAE and DST (India); IPM (Iran); SFI (Ireland); INFN (Italy); NRF and WCU (Korea); LAS (Lithuania); CINVESTAV, CONACYT, SEP, and UASLP-FAI (Mexico); MSI (New Zealand); PAEC (Pakistan); MSHE and NSC (Poland); FCT (Portugal); JINR (Armenia, Belarus, Georgia, Ukraine, Uzbekistan); MON, RosAtom, RAS and RFBR (Russia); MSTB (Serbia); MICINN and CPAN (Spain); Swiss Funding Agencies (Switzerland); NSC (Taipei); TUBITAK and TAEK (Turkey); STFC (United Kingdom); DOE and NSF (USA). Individuals have received support from the Marie-Curie programme and the European Research Council (European Union); the Leventis Foun-

dition; the A. P. Sloan Foundation; the Alexander von Humboldt Foundation; the Belgian Federal Science Policy Office; the Fonds pour la Formation à la Recherche dans l'Industrie et dans l'Agriculture (FRIA-Belgium); the Agentschap voor Innovatie door Wetenschap en Technologie (IWT-Belgium); the Council of Science and Industrial Research, India; and the HOMING PLUS programme of Foundation for Polish Science, cofinanced from European Union, Regional Development Fund.

References

- [1] Particle Data Group Collaboration, "Review of particle physics", *J. Phys. G* **37** (2010) 075021, doi:10.1088/0954-3899/37/7A/075021.
- [2] M. Raidal et al., "Flavour physics of leptons and dipole moments", *Eur. Phys. J. C* **57** (2008) 13, doi:10.1140/epjc/s10052-008-0715-2, arXiv:0801.1826.
- [3] M. Magg and C. Wetterich, "Neutrino mass problem and gauge hierarchy", *Phys. Lett. B* **94** (1980) 61, doi:10.1016/0370-2693(80)90825-4.
- [4] J. Schechter and J. W. F. Valle, "Neutrino masses in $SU(2) \times U(1)$ theories", *Phys. Rev. D* **22** (1980) 2227, doi:10.1103/PhysRevD.22.2227.
- [5] G. Lazarides, Q. Shafi, and C. Wetterich, "Proton lifetime and fermion masses in an $SO(10)$ model", *Nucl. Phys. B* **181** (1981) 287, doi:10.1016/0550-3213(81)90354-0.
- [6] R. N. Mohapatra and G. Senjanovic, "Neutrino masses and mixings in gauge models with spontaneous parity violation", *Phys. Rev. D* **23** (1981) 165, doi:10.1103/PhysRevD.23.165.
- [7] A. Hektor et al., "Testing neutrino masses in little Higgs models via discovery of doubly charged Higgs at LHC", *Nucl. Phys. B* **787** (2007) 198, doi:10.1016/j.nuclphysb.2007.07.014, arXiv:0705.1495.
- [8] J. Garayoa and T. Schwetz, "Neutrino mass hierarchy and Majorana CP phases within the Higgs triplet model at the LHC", *JHEP* **03** (2008) 009, doi:10.1088/1126-6708/2008/03/009, arXiv:0712.1453.
- [9] M. Kadastik, M. Raidal, and L. Rebane, "Direct determination of neutrino mass parameters at future colliders", *Phys. Rev. D* **77** (2008) 115023, doi:10.1103/PhysRevD.77.115023, arXiv:0712.3912.
- [10] K. Huitu et al., "Doubly charged Higgs at LHC", *Nucl. Phys. B* **487** (1997) 27, doi:10.1016/S0550-3213(97)87466-4, arXiv:hep-ph/9606311.
- [11] M. Muhlleitner and M. Spira, "A note on doubly-charged Higgs pair production at hadron colliders", *Phys. Rev. D* **68** (2003) 117701, doi:10.1103/PhysRevD.68.117701, arXiv:hep-ph/0305288.
- [12] A. G. Akeroyd, C.-W. Chiang, and N. Gaur, "Leptonic signatures of doubly charged Higgs boson production at the LHC", *JHEP* **11** (2010) 005, doi:10.1007/JHEP11(2010)005, arXiv:1009.2780.
- [13] DAYA-BAY Collaboration, "Observation of Electron-Antineutrino Disappearance at Daya Bay", *Phys. Rev. Lett.* **108** (2012) 171803, doi:10.1103/PhysRevLett.108.171803.

- [14] RENO Collaboration, "Observation of Reactor Electron Antineutrino Disappearance in the RENO Experiment", (2012). arXiv:1204.0626.
- [15] M. L. Swartz, "Limits on doubly charged Higgs boson and lepton flavor violation", *Phys. Rev. D* **40** (1989) 1521, doi:10.1103/PhysRevD.40.1521. Revised version, May 1989.
- [16] TASSO Collaboration, "An improved measurement of electroweak couplings from $e^+e^- \rightarrow e^+e^-$ and $e^+e^- \rightarrow \mu^+\mu^-$ ", *Z. Phys. C* **22** (1984) 13, doi:10.1007/BF01577559.
- [17] PLUTO Collaboration, "Tests of the Standard Model with lepton pair production in e^+e^- reactions", *Z. Phys. C* **27** (1985) 341, doi:10.1007/BF01548637.
- [18] M. Derrick et al., "New results from Bhabha scattering at 29 GeV", *Phys. Lett. B* **166** (1986) 463, doi:10.1016/0370-2693(86)91599-6.
- [19] M. Derrick et al., "Experimental study of the reactions $e^+e^- \rightarrow e^+e^-$ and $e^+e^- \rightarrow \gamma\gamma$ at 29 GeV", *Phys. Rev. D* **34** (1986) 3286, doi:10.1103/PhysRevD.34.3286.
- [20] E. Fernandez et al., "Electroweak effects in $e^+e^- \rightarrow e^+e^-$ at $\sqrt{s} = 29$ GeV", *Phys. Rev. D* **35** (1987) 10, doi:10.1103/PhysRevD.35.10.
- [21] M. L. Swartz et al., "A search for doubly charged Higgs scalars in Z decay", *Phys. Rev. Lett.* **64** (1990) 2877, doi:10.1103/PhysRevLett.64.2877.
- [22] H1 Collaboration, "Search for doubly-charged Higgs boson production at HERA", *Phys. Lett. B* **638** (2006) 432, doi:10.1016/j.physletb.2006.05.061, arXiv:hep-ex/0604027.
- [23] L3 Collaboration, "Search for doubly charged Higgs bosons at LEP", *Phys. Lett. B* **576** (2003) 18, doi:10.1016/j.physletb.2003.09.082, arXiv:hep-ex/0309076.
- [24] DELPHI Collaboration, "Search for doubly charged Higgs bosons at LEP-2", *Phys. Lett. B* **552** (2003) 127, doi:10.1016/S0370-2693(02)03125-8, arXiv:hep-ex/0303026.
- [25] OPAL Collaboration, "Search for the single production of doubly charged Higgs bosons and constraints on their couplings from Bhabha scattering", *Phys. Lett. B* **577** (2003) 93, doi:10.1016/j.physletb.2003.10.034, arXiv:hep-ex/0308052.
- [26] OPAL Collaboration, "Search for doubly charged Higgs bosons with the OPAL detector at LEP", *Phys. Lett. B* **526** (2002) 221, doi:10.1016/S0370-2693(01)01474-5, arXiv:hep-ex/0111059.
- [27] CDF Collaboration, "Search for new physics in high p_T like-sign dilepton events at CDF II", *Phys. Rev. Lett.* **107** (2011) 181801, doi:10.1103/PhysRevLett.107.181801, arXiv:1108.0101.
- [28] ATLAS Collaboration, "Search for anomalous production of prompt like-sign muon pairs and constraints on physics beyond the Standard Model with the ATLAS detector", *Phys. Rev. D* **88** (2012) 032004, doi:10.1103/PhysRevD.85.032004, arXiv:1201.1091.
- [29] D0 Collaboration, "Search for Doubly Charged Higgs Boson Pair Production in $p\bar{p}$ Collisions at $\sqrt{s} = 1.96$ TeV", *Phys. Rev. Lett.* **108** (2012) 021801, doi:10.1103/PhysRevLett.108.021801, arXiv:1106.4250.

- [30] CMS Collaboration, “The CMS experiment at the CERN LHC”, *JINST* **03** (2008) S08004, doi:10.1088/1748-0221/3/08/S08004.
- [31] T. Sjöstrand et al., “PYTHIA 6.4 physics and manual”, *JHEP* **05** (2006) 026, doi:10.1088/1126-6708/2006/05/026, arXiv:hep-ph/0603175.
- [32] S. Jadach et al., “The tau decay library TAUOLA: version 2.4”, *Comput. Phys. Commun.* **76** (1993) 361, doi:10.1016/0010-4655(93)90061-G.
- [33] A. Pukhov, “Calcchep 2.3: MSSM, structure functions, event generation, 1, and generation of matrix elements for other packages”, (2004). arXiv:hep-ph/0412191.
- [34] J. Alwall et al., “MadGraph/MadEvent v4: the new web generation”, *JHEP* **09** (2007) 028, doi:10.1088/1126-6708/2007/09/028, arXiv:0706.2334.
- [35] S. Alioli et al., “NLO single-top production matched with shower in POWHEG: s - and t -channel contributions”, *JHEP* **09** (2009) 111, doi:10.1088/1126-6708/2009/09/111, arXiv:0907.4076. Erratum, doi:10.1007/JHEP02(2010)011.
- [36] P. Nason, “A new method for combining NLO QCD with shower Monte Carlo algorithms”, *JHEP* **11** (2004) 040, doi:10.1088/1126-6708/2004/11/040, arXiv:hep-ph/0409146.
- [37] S. Frixione, P. Nason, and C. Oleari, “Matching NLO QCD computations with Parton Shower simulations: the POWHEG method”, *JHEP* **11** (2007) 070, doi:10.1088/1126-6708/2007/11/070, arXiv:0709.2092.
- [38] CMS Collaboration, “Electron Reconstruction and Identification at $\sqrt{s} = 7$ TeV”, CMS Physics Analysis Summary CMS-PAS-EGM-10-004, (2010).
- [39] CMS Collaboration, “Performance of muon identification in pp collisions at $\sqrt{s} = 7$ TeV”, CMS Physics Analysis Summary CMS-PAS-MUO-10-002, (2010).
- [40] M. Cacciari and G. P. Salam, “Pileup subtraction using jet areas”, *Phys. Lett. B* **659** (2008) 119, doi:10.1016/j.physletb.2007.09.077, arXiv:0707.1378.
- [41] M. Cacciari, G. P. Salam, and G. Soyez, “The catchment area of jets”, *JHEP* **04** (2008) 005, doi:10.1088/1126-6708/2008/04/005, arXiv:0802.1188.
- [42] CMS Collaboration, “Performance of τ -lepton reconstruction and identification in CMS”, *JINST* **7** (2011) P01001, doi:10.1088/1748-0221/7/01/P01001.
- [43] CMS Collaboration, “Commissioning of the Particle-Flow Reconstruction in Minimum-Bias and Jet Events from pp Collisions at 7 TeV”, CMS Physics Analysis Summary CMS-PAS-PFT-10-002, (2010).
- [44] CMS Collaboration, “Tracking and Primary Vertex Results in First 7 TeV Collisions”, CMS Physics Analysis Summary CMS-PAS-TRK-10-005, (2010).
- [45] R. D. Cousins, J. T. Linnemann, and J. Tucker, “Evaluation of three methods for calculating statistical significance when incorporating a systematic uncertainty into a test of the background-only hypothesis for a Poisson process”, *Nucl. Instrum. Meth. A* **595** (2008) 480, doi:10.1016/j.nima.2008.07.086.

- [46] CMS Collaboration, "Search for Neutral MSSM Higgs Bosons Decaying to Tau Pairs in pp Collisions at $\sqrt{s} = 7$ TeV", *Phys. Rev. Lett.* **106** (2011) 231801, doi:10.1103/PhysRevLett.106.231801, arXiv:1104.1619.
- [47] CMS Collaboration, "Search for the Standard Model Higgs Boson in the Decay Channel $H \rightarrow ZZ \rightarrow 4l$ in pp Collisions at $\sqrt{s} = 7$ TeV", *Phys. Rev. Lett.* **108** (2012) 111804, doi:10.1103/PhysRevLett.108.111804, arXiv:1202.1997.
- [48] CMS Collaboration, "Measurement of the inclusive W and Z production cross sections in pp collisions at $\sqrt{s} = 7$ TeV with the CMS experiment", *J. High Energy Phys.* **10** (2011) 132, doi:10.1007/JHEP10(2011)132, arXiv:1107.4789.
- [49] CMS Collaboration, "Measurement of the inclusive Z cross section via decays to tau pairs in pp collisions at $\sqrt{s} = 7$ TeV", *JHEP* **08** (2011) 117, doi:10.1007/JHEP08(2011)117, arXiv:1104.1617.
- [50] CMS Collaboration, "Absolute Calibration of the Luminosity Measurement at CMS: Winter 2012 Update", CMS Physics Analysis Summary CMS-PAS-SMP-12-008, (2012).
- [51] A. L. Read, "Presentation of search results: The CL(s) technique", *J. Phys. G* **28** (2002) 2693, doi:10.1088/0954-3899/28/10/313.

A The CMS Collaboration

Yerevan Physics Institute, Yerevan, Armenia

S. Chatrchyan, V. Khachatryan, A.M. Sirunyan, A. Tumasyan

Institut für Hochenergiephysik der OeAW, Wien, Austria

W. Adam, T. Bergauer, M. Dragicevic, J. Erö, C. Fabjan¹, M. Friedl, R. Frühwirth¹, V.M. Ghete, J. Hammer, N. Hörmann, J. Hrubec, M. Jeitler¹, W. Kiesenhofer, V. Knünz, M. Krammer¹, D. Liko, I. Mikulec, M. Pernicka[†], B. Rahbaran, C. Rohringer, H. Rohringer, R. Schöfbeck, J. Strauss, A. Taurok, P. Wagner, W. Waltenberger, G. Walzel, E. Widl, C.-E. Wulz¹

National Centre for Particle and High Energy Physics, Minsk, Belarus

V. Mossolov, N. Shumeiko, J. Suarez Gonzalez

Universiteit Antwerpen, Antwerpen, Belgium

S. Bansal, T. Cornelis, E.A. De Wolf, X. Janssen, S. Luyckx, T. Maes, L. Mucibello, S. Ochesanu, B. Roland, R. Rougny, M. Selvaggi, Z. Staykova, H. Van Haevermaet, P. Van Mechelen, N. Van Remortel, A. Van Spilbeeck

Vrije Universiteit Brussel, Brussel, Belgium

F. Blekman, S. Blyweert, J. D'Hondt, R. Gonzalez Suarez, A. Kalogeropoulos, M. Maes, A. Olbrechts, W. Van Doninck, P. Van Mulders, G.P. Van Onsem, I. Villella

Université Libre de Bruxelles, Bruxelles, Belgium

O. Charaf, B. Clerbaux, G. De Lentdecker, V. Dero, A.P.R. Gay, T. Hreus, A. Léonard, P.E. Marage, T. Reis, L. Thomas, C. Vander Velde, P. Vanlaer, J. Wang

Ghent University, Ghent, Belgium

V. Adler, K. Bernaert, A. Cimmino, S. Costantini, G. Garcia, M. Grunewald, B. Klein, J. Lellouch, A. Marinov, J. McCartin, A.A. Ocampo Rios, D. Ryckbosch, N. Strobbe, F. Thyssen, M. Tytgat, L. Vanelderen, P. Verwilligen, S. Walsh, E. Yazgan, N. Zaganidis

Université Catholique de Louvain, Louvain-la-Neuve, Belgium

S. Basegmez, G. Bruno, R. Castello, A. Caudron, L. Ceard, C. Delaere, T. du Pree, D. Favart, L. Forthomme, A. Giammanco², J. Hollar, V. Lemaître, J. Liao, O. Militaru, C. Nuttens, D. Pagano, L. Perrini, A. Pin, K. Piotrkowski, N. Schul, J.M. Vizan Garcia

Université de Mons, Mons, Belgium

N. Belyi, T. Caebergs, E. Daubie, G.H. Hammad

Centro Brasileiro de Pesquisas Físicas, Rio de Janeiro, Brazil

G.A. Alves, M. Correa Martins Junior, D. De Jesus Damiao, T. Martins, M.E. Pol, M.H.G. Souza

Universidade do Estado do Rio de Janeiro, Rio de Janeiro, Brazil

W.L. Aldá Júnior, W. Carvalho, A. Custódio, E.M. Da Costa, C. De Oliveira Martins, S. Fonseca De Souza, D. Matos Figueiredo, L. Mundim, H. Nogima, V. Oguri, W.L. Prado Da Silva, A. Santoro, L. Soares Jorge, A. Sznajder

Instituto de Física Teórica, Universidade Estadual Paulista, Sao Paulo, Brazil

C.A. Bernardes³, F.A. Dias⁴, T.R. Fernandez Perez Tomei, E. M. Gregores³, C. Lagana, F. Marinho, P.G. Mercadante³, S.F. Novaes, Sandra S. Padula

Institute for Nuclear Research and Nuclear Energy, Sofia, Bulgaria

V. Genchev⁵, P. Iaydjiev⁵, S. Piperov, M. Rodozov, S. Stoykova, G. Sultanov, V. Tcholakov, R. Trayanov, M. Vutova

University of Sofia, Sofia, Bulgaria

A. Dimitrov, R. Hadjiiska, V. Kozhuharov, L. Litov, B. Pavlov, P. Petkov

Institute of High Energy Physics, Beijing, China

J.G. Bian, G.M. Chen, H.S. Chen, C.H. Jiang, D. Liang, S. Liang, X. Meng, J. Tao, J. Wang, X. Wang, Z. Wang, H. Xiao, M. Xu, J. Zang, Z. Zhang

State Key Lab. of Nucl. Phys. and Tech., Peking University, Beijing, China

C. Asawatangtrakuldee, Y. Ban, S. Guo, Y. Guo, W. Li, S. Liu, Y. Mao, S.J. Qian, H. Teng, S. Wang, B. Zhu, W. Zou

Universidad de Los Andes, Bogota, Colombia

C. Avila, J.P. Gomez, B. Gomez Moreno, A.F. Osorio Oliveros, J.C. Sanabria

Technical University of Split, Split, Croatia

N. Godinovic, D. Lelas, R. Plestina⁶, D. Polic, I. Puljak⁵

University of Split, Split, Croatia

Z. Antunovic, M. Kovac

Institute Rudjer Boskovic, Zagreb, Croatia

V. Brigljevic, S. Duric, K. Kadija, J. Luetic, S. Morovic

University of Cyprus, Nicosia, Cyprus

A. Attikis, M. Galanti, G. Mavromanolakis, J. Mousa, C. Nicolaou, F. Ptochos, P.A. Razis

Charles University, Prague, Czech Republic

M. Finger, M. Finger Jr.

Academy of Scientific Research and Technology of the Arab Republic of Egypt, Egyptian Network of High Energy Physics, Cairo, Egypt

Y. Assran⁷, S. Elgammal⁸, A. Ellithi Kamel⁹, S. Khalil⁸, M.A. Mahmoud¹⁰, A. Radi^{11,12}

National Institute of Chemical Physics and Biophysics, Tallinn, Estonia

M. Kadastik, M. Müntel, M. Raidal, L. Rebane, A. Tiko

Department of Physics, University of Helsinki, Helsinki, Finland

V. Azzolini, P. Eerola, G. Fedi, M. Voutilainen

Helsinki Institute of Physics, Helsinki, Finland

J. Härkönen, A. Heikkinen, V. Karimäki, R. Kinnunen, M.J. Kortelainen, T. Lampén, K. Lassila-Perini, S. Lehti, T. Lindén, P. Luukka, T. Mäenpää, T. Peltola, E. Tuominen, J. Tuominiemi, E. Tuovinen, D. Ungaro, L. Wendland

Lappeenranta University of Technology, Lappeenranta, Finland

K. Banzuzi, A. Karjalainen, A. Korpela, T. Tuuva

DSM/IRFU, CEA/Saclay, Gif-sur-Yvette, France

M. Besancon, S. Choudhury, M. Dejardin, D. Denegri, B. Fabbro, J.L. Faure, F. Ferri, S. Ganjour, A. Givernaud, P. Gras, G. Hamel de Monchenault, P. Jarry, E. Locci, J. Malcles, L. Millischer, A. Nayak, J. Rander, A. Rosowsky, I. Shreyber, M. Titov

Laboratoire Leprince-Ringuet, Ecole Polytechnique, IN2P3-CNRS, Palaiseau, France

S. Baffioni, F. Beaudette, L. Benhabib, L. Bianchini, M. Bluj¹³, C. Broutin, P. Busson, C. Charlot, N. Daci, T. Dahms, L. Dobrzynski, R. Granier de Cassagnac, M. Haguenaer, P. Miné, C. Mironov, M. Nguyen, C. Ochando, P. Paganini, D. Sabes, R. Salerno, Y. Sirois, C. Veelken, A. Zabi

Institut Pluridisciplinaire Hubert Curien, Université de Strasbourg, Université de Haute Alsace Mulhouse, CNRS/IN2P3, Strasbourg, France

J.-L. Agram¹⁴, J. Andrea, D. Bloch, D. Bodin, J.-M. Brom, M. Cardaci, E.C. Chabert, C. Collard, E. Conte¹⁴, F. Drouhin¹⁴, C. Ferro, J.-C. Fontaine¹⁴, D. Gelé, U. Goerlach, P. Juillot, A.-C. Le Bihan, P. Van Hove

Centre de Calcul de l'Institut National de Physique Nucleaire et de Physique des Particules (IN2P3), Villeurbanne, France

F. Fassi, D. Mercier

Université de Lyon, Université Claude Bernard Lyon 1, CNRS-IN2P3, Institut de Physique Nucléaire de Lyon, Villeurbanne, France

S. Beauceron, N. Beaupere, O. Bondu, G. Boudoul, H. Brun, J. Chasserat, R. Chierici⁵, D. Contardo, P. Depasse, H. El Mamouni, J. Fay, S. Gascon, M. Gouzevitch, B. Ille, T. Kurca, M. Lethuillier, L. Mirabito, S. Perries, V. Sordini, S. Tosi, Y. Tschudi, P. Verdier, S. Viret

Institute of High Energy Physics and Informatization, Tbilisi State University, Tbilisi, Georgia

Z. Tsamalaidze¹⁵

RWTH Aachen University, I. Physikalisches Institut, Aachen, Germany

G. Anagnostou, S. Beranek, M. Edelhoff, L. Feld, N. Heracleous, O. Hindrichs, R. Jussen, K. Klein, J. Merz, A. Ostapchuk, A. Perieanu, F. Raupach, J. Sammet, S. Schael, D. Sprenger, H. Weber, B. Wittmer, V. Zhukov¹⁶

RWTH Aachen University, III. Physikalisches Institut A, Aachen, Germany

M. Ata, J. Caudron, E. Dietz-Laursonn, D. Duchardt, M. Erdmann, R. Fischer, A. Güth, T. Hebbeker, C. Heidemann, K. Hoepfner, D. Klingebiel, P. Kreuzer, J. Lingemann, C. Magass, M. Merschmeyer, A. Meyer, M. Olschewski, P. Papacz, H. Pieta, H. Reithler, S.A. Schmitz, L. Sonnenschein, J. Steggemann, D. Teyssier, M. Weber

RWTH Aachen University, III. Physikalisches Institut B, Aachen, Germany

M. Bontenackels, V. Cherepanov, G. Flügge, H. Geenen, M. Geisler, W. Haj Ahmad, F. Hoehle, B. Kargoll, T. Kress, Y. Kuessel, A. Nowack, L. Perchalla, O. Pooth, J. Rennefeld, P. Sauerland, A. Stahl

Deutsches Elektronen-Synchrotron, Hamburg, Germany

M. Aldaya Martin, J. Behr, W. Behrenhoff, U. Behrens, M. Bergholz¹⁷, A. Bethani, K. Borras, A. Burgmeier, A. Cakir, L. Calligaris, A. Campbell, E. Castro, F. Costanza, D. Dammann, G. Eckerlin, D. Eckstein, G. Flucke, A. Geiser, I. Glushkov, P. Gunnellini, S. Habib, J. Hauk, G. Hellwig, H. Jung, M. Kasemann, P. Katsas, C. Kleinwort, H. Kluge, A. Knutsson, M. Krämer, D. Krücker, E. Kuznetsova, W. Lange, W. Lohmann¹⁷, B. Lutz, R. Mankel, I. Marfin, M. Marienfeld, I.-A. Melzer-Pellmann, A.B. Meyer, J. Mnich, A. Mussgiller, S. Naumann-Emme, J. Olzem, H. Perrey, A. Petrukhin, D. Pitzl, A. Raspereza, P.M. Ribeiro Cipriano, C. Riedl, E. Ron, M. Rosin, J. Salfeld-Nebgen, R. Schmidt¹⁷, T. Schoerner-Sadenius, N. Sen, A. Spiridonov, M. Stein, R. Walsh, C. Wissing

University of Hamburg, Hamburg, Germany

C. Autermann, V. Blobel, S. Bobrovskiy, J. Draeger, H. Enderle, J. Erfle, U. Gebbert, M. Görner, T. Hermanns, R.S. Höing, K. Kaschube, G. Kaussen, H. Kirschenmann, R. Klanner, J. Lange, B. Mura, F. Nowak, T. Peiffer, N. Pietsch, D. Rathjens, C. Sander, H. Schettler, P. Schleper, E. Schlieckau, A. Schmidt, M. Schröder, T. Schum, M. Seidel, H. Stadie, G. Steinbrück, J. Thomsen

Institut für Experimentelle Kernphysik, Karlsruhe, Germany

C. Barth, J. Berger, C. Böser, T. Chwalek, W. De Boer, A. Descroix, A. Dierlamm, M. Feindt, M. Guthoff⁵, C. Hackstein, F. Hartmann, T. Hauth⁵, M. Heinrich, H. Held, K.H. Hoffmann, S. Honc, I. Katkov¹⁶, J.R. Komaragiri, D. Martschei, S. Mueller, Th. Müller, M. Niegel, A. Nürnberg, O. Oberst, A. Oehler, J. Ott, G. Quast, K. Rabbertz, F. Ratnikov, N. Ratnikova, S. Röcker, A. Scheurer, F.-P. Schilling, G. Schott, H.J. Simonis, F.M. Stober, D. Troendle, R. Ulrich, J. Wagner-Kuhr, S. Wayand, T. Weiler, M. Zeise

Institute of Nuclear Physics "Demokritos", Aghia Paraskevi, Greece

G. Daskalakis, T. Gerasis, S. Kesisoglou, A. Kyriakis, D. Loukas, I. Manolakos, A. Markou, C. Markou, C. Mavrommatis, E. Ntomari

University of Athens, Athens, Greece

L. Gouskos, T.J. Mertzimekis, A. Panagiotou, N. Saoulidou

University of Ioánnina, Ioánnina, Greece

I. Evangelou, C. Foudas⁵, P. Kokkas, N. Manthos, I. Papadopoulos, V. Patras

KFKI Research Institute for Particle and Nuclear Physics, Budapest, Hungary

G. Bencze, C. Hajdu⁵, P. Hidas, D. Horvath¹⁸, F. Sikler, V. Veszpremi, G. Vesztergombi¹⁹

Institute of Nuclear Research ATOMKI, Debrecen, Hungary

N. Beni, S. Czellar, J. Molnar, J. Palinkas, Z. Szillasi

University of Debrecen, Debrecen, Hungary

J. Karancsi, P. Raics, Z.L. Trocsanyi, B. Ujvari

Panjab University, Chandigarh, India

S.B. Beri, V. Bhatnagar, N. Dhingra, R. Gupta, M. Jindal, M. Kaur, M.Z. Mehta, N. Nishu, L.K. Saini, A. Sharma, J. Singh

University of Delhi, Delhi, India

Ashok Kumar, Arun Kumar, S. Ahuja, A. Bhardwaj, B.C. Choudhary, S. Malhotra, M. Naimuddin, K. Ranjan, V. Sharma, R.K. Shivpuri

Saha Institute of Nuclear Physics, Kolkata, India

S. Banerjee, S. Bhattacharya, S. Dutta, B. Gomber, Sa. Jain, Sh. Jain, R. Khurana, S. Sarkar, M. Sharan

Bhabha Atomic Research Centre, Mumbai, India

A. Abdulsalam, R.K. Choudhury, D. Dutta, S. Kailas, V. Kumar, P. Mehta, A.K. Mohanty⁵, L.M. Pant, P. Shukla

Tata Institute of Fundamental Research - EHEP, Mumbai, India

T. Aziz, S. Ganguly, M. Guchait²⁰, M. Maity²¹, G. Majumder, K. Mazumdar, G.B. Mohanty, B. Parida, K. Sudhakar, N. Wickramage

Tata Institute of Fundamental Research - HECR, Mumbai, India

S. Banerjee, S. Dugad

Institute for Research in Fundamental Sciences (IPM), Tehran, Iran

H. Arfaei, H. Bakhshiansohi²², S.M. Etesami²³, A. Fahim²², M. Hashemi, A. Jafari²², M. Khakzad, A. Mohammadi²⁴, M. Mohammadi Najafabadi, S. Paktinat Mehdiabadi, B. Safarzadeh²⁵, M. Zeinali²³

INFN Sezione di Bari ^a, Università di Bari ^b, Politecnico di Bari ^c, Bari, Italy

M. Abbrescia^{a,b}, L. Barbone^{a,b}, C. Calabria^{a,b,5}, S.S. Chhibra^{a,b}, A. Colaleo^a, D. Creanza^{a,c}, N. De Filippis^{a,c,5}, M. De Palma^{a,b}, L. Fiore^a, G. Iaselli^{a,c}, L. Lusito^{a,b}, G. Maggi^{a,c}, M. Maggi^a, B. Marangelli^{a,b}, S. My^{a,c}, S. Nuzzo^{a,b}, N. Pacifico^{a,b}, A. Pompili^{a,b}, G. Pugliese^{a,c}, G. Selvaggi^{a,b}, L. Silvestris^a, G. Singh^{a,b}, R. Venditti, G. Zito^a

INFN Sezione di Bologna ^a, Università di Bologna ^b, Bologna, Italy

G. Abbiendi^a, A.C. Benvenuti^a, D. Bonacorsi^{a,b}, S. Braibant-Giacomelli^{a,b}, L. Brigliadori^{a,b}, P. Capiluppi^{a,b}, A. Castro^{a,b}, F.R. Cavallo^a, M. Cuffiani^{a,b}, G.M. Dallavalle^a, F. Fabbri^a, A. Fanfani^{a,b}, D. Fasanella^{a,b,5}, P. Giacomelli^a, C. Grandi^a, L. Guiducci^{a,b}, S. Marcellini^a, G. Masetti^a, M. Meneghelli^{a,b,5}, A. Montanari^a, F.L. Navarria^{a,b}, F. Odorici^a, A. Perrotta^a, F. Primavera^{a,b}, A.M. Rossi^{a,b}, T. Rovelli^{a,b}, G. Siroli^{a,b}, R. Travaglini^{a,b}

INFN Sezione di Catania ^a, Università di Catania ^b, Catania, Italy

S. Albergo^{a,b}, G. Cappello^{a,b}, M. Chiorboli^{a,b}, S. Costa^{a,b}, R. Potenza^{a,b}, A. Tricomi^{a,b}, C. Tuve^{a,b}

INFN Sezione di Firenze ^a, Università di Firenze ^b, Firenze, Italy

G. Barbagli^a, V. Ciulli^{a,b}, C. Civinini^a, R. D'Alessandro^{a,b}, E. Focardi^{a,b}, S. Frosali^{a,b}, E. Gallo^a, S. Gonzi^{a,b}, M. Meschini^a, S. Paoletti^a, G. Sguazzoni^a, A. Tropiano^{a,5}

INFN Laboratori Nazionali di Frascati, Frascati, Italy

L. Benussi, S. Bianco, S. Colafranceschi²⁶, F. Fabbri, D. Piccolo

INFN Sezione di Genova, Genova, Italy

P. Fabbriatore, R. Musenich

INFN Sezione di Milano-Bicocca ^a, Università di Milano-Bicocca ^b, Milano, Italy

A. Benaglia^{a,b,5}, F. De Guio^{a,b}, L. Di Matteo^{a,b,5}, S. Fiorendi^{a,b}, S. Gennai^{a,5}, A. Ghezzi^{a,b}, S. Malvezzi^a, R.A. Manzoni^{a,b}, A. Martelli^{a,b}, A. Massironi^{a,b,5}, D. Menasce^a, L. Moroni^a, M. Paganoni^{a,b}, D. Pedrini^a, S. Ragazzi^{a,b}, N. Redaelli^a, S. Sala^a, T. Tabarelli de Fatis^{a,b}

INFN Sezione di Napoli ^a, Università di Napoli "Federico II" ^b, Napoli, Italy

S. Buontempo^a, C.A. Carrillo Montoya^{a,5}, N. Cavallo^{a,27}, A. De Cosa^{a,b,5}, O. Dogangun^{a,b}, F. Fabozzi^{a,27}, A.O.M. Iorio^a, L. Lista^a, S. Meola^{a,28}, M. Merola^{a,b}, P. Paolucci^{a,5}

INFN Sezione di Padova ^a, Università di Padova ^b, Università di Trento (Trento) ^c, Padova, Italy

P. Azzi^a, N. Bacchetta^{a,5}, D. Bisello^{a,b}, A. Branca^{a,5}, R. Carlin^{a,b}, P. Checchia^a, T. Dorigo^a, U. Dosselli^a, F. Gasparini^{a,b}, U. Gasparini^{a,b}, A. Gozzelino^a, K. Kanishchev^{a,c}, S. Lacaprara^a, I. Lazzizzera^{a,c}, M. Margoni^{a,b}, A.T. Meneguzzo^{a,b}, J. Pazzini^a, N. Pozzobon^{a,b}, P. Ronchese^{a,b}, F. Simonetto^{a,b}, E. Torassa^a, M. Tosi^{a,b,5}, S. Vanini^{a,b}, P. Zotto^{a,b}, A. Zucchetta^a, G. Zumerle^{a,b}

INFN Sezione di Pavia ^a, Università di Pavia ^b, Pavia, Italy

M. Gabusi^{a,b}, S.P. Ratti^{a,b}, C. Riccardi^{a,b}, P. Torre^{a,b}, P. Vitulo^{a,b}

INFN Sezione di Perugia ^a, Università di Perugia ^b, Perugia, Italy

M. Biasini^{a,b}, G.M. Bilei^a, L. Fanò^{a,b}, P. Lariccia^{a,b}, A. Lucaroni^{a,b,5}, G. Mantovani^{a,b}, M. Menichelli^a, A. Nappi^{a,b}, F. Romeo^{a,b}, A. Saha^a, A. Santocchia^{a,b}, S. Taroni^{a,b,5}

INFN Sezione di Pisa ^a, Università di Pisa ^b, Scuola Normale Superiore di Pisa ^c, Pisa, Italy

P. Azzurri^{a,c}, G. Bagliesi^a, T. Boccali^a, G. Broccolo^{a,c}, R. Castaldi^a, R.T. D'Agnolo^{a,c}, R. Dell'Orso^a, F. Fiori^{a,b,5}, L. Foà^{a,c}, A. Giassi^a, A. Kraan^a, F. Ligabue^{a,c}, T. Lomtadze^a, L. Martini^{a,29}, A. Messineo^{a,b}, F. Palla^a, A. Rizzi^{a,b}, A.T. Serban^{a,30}, P. Spagnolo^a, P. Squillacioti^{a,5}, R. Tenchini^a, G. Tonelli^{a,b,5}, A. Venturi^{a,5}, P.G. Verdini^a

INFN Sezione di Roma ^a, Università di Roma "La Sapienza" ^b, Roma, Italy

L. Barone^{a,b}, F. Cavallari^a, D. Del Re^{a,b,5}, M. Diemoz^a, M. Grassi^{a,b,5}, E. Longo^{a,b}, P. Meridiani^{a,5}, F. Micheli^{a,b}, S. Nourbakhsh^{a,b}, G. Organtini^{a,b}, R. Paramatti^a, S. Rahatlou^{a,b}, M. Sigamani^a, L. Soffi^{a,b}

INFN Sezione di Torino ^a, Università di Torino ^b, Università del Piemonte Orientale (Novara) ^c, Torino, Italy

N. Amapane^{a,b}, R. Arcidiacono^{a,c}, S. Argiro^{a,b}, M. Arneodo^{a,c}, C. Biino^a, N. Cartiglia^a, M. Costa^{a,b}, N. Demaria^a, A. Graziano^{a,b}, C. Mariotti^{a,5}, S. Maselli^a, E. Migliore^{a,b}, V. Monaco^{a,b}, M. Musich^{a,5}, M.M. Obertino^{a,c}, N. Pastrone^a, M. Pelliccioni^a, A. Potenza^{a,b}, A. Romero^{a,b}, M. Ruspa^{a,c}, R. Sacchi^{a,b}, V. Sola^{a,b}, A. Solano^{a,b}, A. Staiano^a, A. Vilela Pereira^a

INFN Sezione di Trieste ^a, Università di Trieste ^b, Trieste, Italy

S. Belforte^a, V. Candelise^{a,b}, F. Cossutti^a, G. Della Ricca^{a,b}, B. Gobbo^a, M. Marone^{a,b,5}, D. Montanino^{a,b,5}, A. Penzo^a, A. Schizzi^{a,b}

Kangwon National University, Chunchon, Korea

S.G. Heo, T.Y. Kim, S.K. Nam

Kyungpook National University, Daegu, Korea

S. Chang, J. Chung, D.H. Kim, G.N. Kim, D.J. Kong, H. Park, S.R. Ro, D.C. Son, T. Son

Chonnam National University, Institute for Universe and Elementary Particles, Kwangju, Korea

J.Y. Kim, Zero J. Kim, S. Song

Korea University, Seoul, Korea

S. Choi, D. Gyun, B. Hong, M. Jo, H. Kim, T.J. Kim, K.S. Lee, D.H. Moon, S.K. Park

University of Seoul, Seoul, Korea

M. Choi, S. Kang, J.H. Kim, C. Park, I.C. Park, S. Park, G. Ryu

Sungkyunkwan University, Suwon, Korea

Y. Cho, Y. Choi, Y.K. Choi, J. Goh, M.S. Kim, E. Kwon, B. Lee, J. Lee, S. Lee, H. Seo, I. Yu

Vilnius University, Vilnius, Lithuania

M.J. Bilinskas, I. Grigelionis, M. Janulis, A. Juodagalvis

Centro de Investigacion y de Estudios Avanzados del IPN, Mexico City, Mexico

H. Castilla-Valdez, E. De La Cruz-Burelo, I. Heredia-de La Cruz, R. Lopez-Fernandez, R. Magaña Villalba, J. Martínez-Ortega, A. Sánchez-Hernández, L.M. Villasenor-Cendejas

Universidad Iberoamericana, Mexico City, Mexico

S. Carrillo Moreno, F. Vazquez Valencia

Benemerita Universidad Autonoma de Puebla, Puebla, Mexico

H.A. Salazar Ibarguen

Universidad Autónoma de San Luis Potosí, San Luis Potosí, Mexico

E. Casimiro Linares, A. Morelos Pineda, M.A. Reyes-Santos

University of Auckland, Auckland, New Zealand

D. Krofcheck

University of Canterbury, Christchurch, New Zealand

A.J. Bell, P.H. Butler, R. Doesburg, S. Reucroft, H. Silverwood

National Centre for Physics, Quaid-I-Azam University, Islamabad, Pakistan

M. Ahmad, M.I. Asghar, H.R. Hoorani, S. Khalid, W.A. Khan, T. Khurshid, S. Qazi, M.A. Shah, M. Shoaib

Institute of Experimental Physics, Faculty of Physics, University of Warsaw, Warsaw, Poland

G. Brona, K. Bunkowski, M. Cwiok, W. Dominik, K. Doroba, A. Kalinowski, M. Konecki, J. Krolikowski

Soltan Institute for Nuclear Studies, Warsaw, Poland

H. Bialkowska, B. Boimska, T. Frueboes, R. Gokieli, M. Górski, M. Kazana, K. Nawrocki, K. Romanowska-Rybinska, M. Szleper, G. Wrochna, P. Zalewski

Laboratório de Instrumentação e Física Experimental de Partículas, Lisboa, Portugal

N. Almeida, P. Bargassa, A. David, P. Faccioli, M. Fernandes, P.G. Ferreira Parracho, M. Gallinaro, J. Seixas, J. Varela, P. Vischia

Joint Institute for Nuclear Research, Dubna, Russia

I. Belotelov, I. Golutvin, I. Gorbunov, A. Kamenev, V. Karjavin, V. Konoplyanikov, G. Kozlov, A. Lanev, A. Malakhov, P. Moisev, V. Palichik, V. Perelygin, M. Savina, S. Shmatov, V. Smirnov, A. Volodko, A. Zarubin

Petersburg Nuclear Physics Institute, Gatchina (St Petersburg), Russia

S. Evstyukhin, V. Golovtsov, Y. Ivanov, V. Kim, P. Levchenko, V. Murzin, V. Oreshkin, I. Smirnov, V. Sulimov, L. Uvarov, S. Vavilov, A. Vorobyev, An. Vorobyev

Institute for Nuclear Research, Moscow, Russia

Yu. Andreev, A. Dermenev, S. Gninenko, N. Golubev, M. Kirsanov, N. Krasnikov, V. Matveev, A. Pashenkov, D. Tlisov, A. Toropin

Institute for Theoretical and Experimental Physics, Moscow, Russia

V. Epshteyn, M. Erofeeva, V. Gavrilov, M. Kossov⁵, N. Lychkovskaya, V. Popov, G. Safronov, S. Semenov, V. Stolin, E. Vlasov, A. Zhokin

Moscow State University, Moscow, Russia

A. Belyaev, E. Boos, V. Bunichev, M. Dubinin⁴, L. Dudko, A. Gribushin, V. Klyukhin, O. Kodolova, I. Lokhtin, A. Markina, S. Obraztsov, M. Perfilov, S. Petrushanko, A. Popov, L. Sarycheva[†], V. Savrin, A. Snigirev

P.N. Lebedev Physical Institute, Moscow, Russia

V. Andreev, M. Azarkin, I. Dremin, M. Kirakosyan, A. Leonidov, G. Mesyats, S.V. Rusakov, A. Vinogradov

State Research Center of Russian Federation, Institute for High Energy Physics, Protvino, Russia

I. Azhgirey, I. Bayshev, S. Bitioukov, V. Grishin⁵, V. Kachanov, D. Konstantinov, A. Korablev, V. Krychkin, V. Petrov, R. Ryutin, A. Sobol, L. Tourtchanovitch, S. Troshin, N. Tyurin, A. Uzunian, A. Volkov

University of Belgrade, Faculty of Physics and Vinca Institute of Nuclear Sciences, Belgrade, Serbia

P. Adzic³¹, M. Djordjevic, M. Ekmedzic, D. Krpic³¹, J. Milosevic

Centro de Investigaciones Energéticas Medioambientales y Tecnológicas (CIEMAT), Madrid, Spain

M. Aguilar-Benitez, J. Alcaraz Maestre, P. Arce, C. Battilana, E. Calvo, M. Cerrada, M. Chamizo

Llatas, N. Colino, B. De La Cruz, A. Delgado Peris, C. Diez Pardos, D. Domínguez Vázquez, C. Fernandez Bedoya, J.P. Fernández Ramos, A. Ferrando, J. Flix, M.C. Fouz, P. Garcia-Abia, O. Gonzalez Lopez, S. Goy Lopez, J.M. Hernandez, M.I. Josa, G. Merino, J. Puerta Pelayo, A. Quintario Olmeda, I. Redondo, L. Romero, J. Santaolalla, M.S. Soares, C. Willmott

Universidad Autónoma de Madrid, Madrid, Spain

C. Albajar, G. Codispoti, J.F. de Trocóniz

Universidad de Oviedo, Oviedo, Spain

J. Cuevas, J. Fernandez Menendez, S. Folgueras, I. Gonzalez Caballero, L. Lloret Iglesias, J. Piedra Gomez³²

Instituto de Física de Cantabria (IFCA), CSIC-Universidad de Cantabria, Santander, Spain

J.A. Brochero Cifuentes, I.J. Cabrillo, A. Calderon, S.H. Chuang, J. Duarte Campderros, M. Felcini³³, M. Fernandez, G. Gomez, J. Gonzalez Sanchez, C. Jorda, P. Lobelle Pardo, A. Lopez Virto, J. Marco, R. Marco, C. Martinez Rivero, F. Matorras, F.J. Munoz Sanchez, T. Rodrigo, A.Y. Rodríguez-Marrero, A. Ruiz-Jimeno, L. Scodellaro, M. Sobron Sanudo, I. Vila, R. Vilar Cortabitarte

CERN, European Organization for Nuclear Research, Geneva, Switzerland

D. Abbaneo, E. Auffray, G. Auzinger, P. Baillon, A.H. Ball, D. Barney, C. Bernet⁶, G. Bianchi, P. Bloch, A. Bocci, A. Bonato, C. Botta, H. Breuker, T. Camporesi, G. Cerminara, T. Christiansen, J.A. Coarasa Perez, D. D'Enterria, A. Dabrowski, A. De Roeck, S. Di Guida, M. Dobson, N. Dupont-Sagorin, A. Elliott-Peisert, B. Frisch, W. Funk, G. Georgiou, M. Giffels, D. Gigi, K. Gill, D. Giordano, M. Giunta, F. Glege, R. Gomez-Reino Garrido, P. Govoni, S. Gowdy, R. Guida, M. Hansen, P. Harris, C. Hartl, J. Harvey, B. Hegner, A. Hinzmann, V. Innocente, P. Janot, K. Kaadze, E. Karavakis, K. Kousouris, P. Lecoq, Y.-J. Lee, P. Lenzi, C. Lourenço, T. Mäki, M. Malberti, L. Malgeri, M. Mannelli, L. Masetti, F. Meijers, S. Mersi, E. Meschi, R. Moser, M.U. Mozer, M. Mulders, P. Musella, E. Nesvold, T. Orimoto, L. Orsini, E. Palencia Cortezon, E. Perez, L. Perrozzi, A. Petrilli, A. Pfeiffer, M. Pierini, M. Pimiä, D. Piparo, G. Polese, L. Quertenmont, A. Racz, W. Reece, J. Rodrigues Antunes, G. Rolandi³⁴, T. Rommerskirchen, C. Rovelli³⁵, M. Rovere, H. Sakulin, F. Santanastasio, C. Schäfer, C. Schwick, I. Segoni, S. Sekmen, A. Sharma, P. Siegrist, P. Silva, M. Simon, P. Sphicas³⁶, D. Spiga, M. Spiropulu⁴, M. Stoye, A. Tsiros, G.I. Veres¹⁹, J.R. Vlimant, H.K. Wöhri, S.D. Worm³⁷, W.D. Zeuner

Paul Scherrer Institut, Villigen, Switzerland

W. Bertl, K. Deiters, W. Erdmann, K. Gabathuler, R. Horisberger, Q. Ingram, H.C. Kaestli, S. König, D. Kotlinski, U. Langenegger, F. Meier, D. Renker, T. Rohe, J. Sibille³⁸

Institute for Particle Physics, ETH Zurich, Zurich, Switzerland

L. Bäni, P. Bortignon, M.A. Buchmann, B. Casal, N. Chanon, A. Deisher, G. Dissertori, M. Dittmar, M. Dünser, J. Eugster, K. Freudenreich, C. Grab, D. Hits, P. Lecomte, W. Lustermann, A.C. Marini, P. Martinez Ruiz del Arbol, N. Mohr, F. Moortgat, C. Nägeli³⁹, P. Nef, F. Nessi-Tedaldi, F. Pandolfi, L. Pape, F. Pauss, M. Peruzzi, F.J. Ronga, M. Rossini, L. Sala, A.K. Sanchez, A. Starodumov⁴⁰, B. Stieger, M. Takahashi, L. Tauscher[†], A. Thea, K. Theofilatos, D. Treille, C. Urscheler, R. Wallny, H.A. Weber, L. Wehrli

Universität Zürich, Zurich, Switzerland

E. Aguilo, C. Amsler, V. Chiochia, S. De Visscher, C. Favaro, M. Ivova Rikova, B. Millan Mejias, P. Otiougova, P. Robmann, H. Snoek, S. Tupputi, M. Verzetti

National Central University, Chung-Li, Taiwan

Y.H. Chang, K.H. Chen, C.M. Kuo, S.W. Li, W. Lin, Z.K. Liu, Y.J. Lu, D. Mekterovic, A.P. Singh, R. Volpe, S.S. Yu

National Taiwan University (NTU), Taipei, Taiwan

P. Bartalini, P. Chang, Y.H. Chang, Y.W. Chang, Y. Chao, K.F. Chen, C. Dietz, U. Grundler, W.-S. Hou, Y. Hsiung, K.Y. Kao, Y.J. Lei, R.-S. Lu, D. Majumder, E. Petrakou, X. Shi, J.G. Shiu, Y.M. Tzeng, X. Wan, M. Wang

Cukurova University, Adana, Turkey

A. Adiguzel, M.N. Bakirci⁴¹, S. Cerci⁴², C. Dozen, I. Dumanoglu, E. Eskut, S. Girgis, G. Gokbulut, E. Gurpinar, I. Hos, E.E. Kangal, G. Karapinar, A. Kayis Topaksu, G. Onengut, K. Ozdemir, S. Ozturk⁴³, A. Polatoz, K. Sogut⁴⁴, D. Sunar Cerci⁴², B. Tali⁴², H. Topakli⁴¹, L.N. Vergili, M. Vergili

Middle East Technical University, Physics Department, Ankara, Turkey

I.V. Akin, T. Aliev, B. Bilin, S. Bilmis, M. Deniz, H. Gamsizkan, A.M. Guler, K. Ocalan, A. Ozpineci, M. Serin, R. Sever, U.E. Surat, M. Yalvac, E. Yildirim, M. Zeyrek

Bogazici University, Istanbul, Turkey

E. Gülmez, B. Isildak⁴⁵, M. Kaya⁴⁶, O. Kaya⁴⁶, S. Ozkorucuklu⁴⁷, N. Sonmez⁴⁸

Istanbul Technical University, Istanbul, Turkey

K. Cankocak

National Scientific Center, Kharkov Institute of Physics and Technology, Kharkov, Ukraine

L. Levchuk

University of Bristol, Bristol, United Kingdom

F. Bostock, J.J. Brooke, E. Clement, D. Cussans, H. Flacher, R. Frazier, J. Goldstein, M. Grimes, G.P. Heath, H.F. Heath, L. Kreczko, S. Metson, D.M. Newbold³⁷, K. Nirunpong, A. Poll, S. Senkin, V.J. Smith, T. Williams

Rutherford Appleton Laboratory, Didcot, United Kingdom

L. Basso⁴⁹, K.W. Bell, A. Belyaev⁴⁹, C. Brew, R.M. Brown, D.J.A. Cockerill, J.A. Coughlan, K. Harder, S. Harper, J. Jackson, B.W. Kennedy, E. Olaiya, D. Petyt, B.C. Radburn-Smith, C.H. Shepherd-Themistocleous, I.R. Tomalin, W.J. Womersley

Imperial College, London, United Kingdom

R. Bainbridge, G. Ball, R. Beuselinck, O. Buchmuller, D. Colling, N. Cripps, M. Cutajar, P. Dauncey, G. Davies, M. Della Negra, W. Ferguson, J. Fulcher, D. Futyan, A. Gilbert, A. Guneratne Bryer, G. Hall, Z. Hatherell, J. Hays, G. Iles, M. Jarvis, G. Karapostoli, L. Lyons, A.-M. Magnan, J. Marrouche, B. Mathias, R. Nandi, J. Nash, A. Nikitenko⁴⁰, A. Papageorgiou, J. Pela⁵, M. Pesaresi, K. Petridis, M. Pioppi⁵⁰, D.M. Raymond, S. Rogerson, A. Rose, M.J. Ryan, C. Seez, P. Sharp[†], A. Sparrow, A. Tapper, M. Vazquez Acosta, T. Virdee, S. Wakefield, N. Wardle, T. Whyntie

Brunel University, Uxbridge, United Kingdom

M. Chadwick, J.E. Cole, P.R. Hobson, A. Khan, P. Kyberd, D. Leggat, D. Leslie, W. Martin, I.D. Reid, P. Symonds, L. Teodorescu, M. Turner

Baylor University, Waco, USA

K. Hatakeyama, H. Liu, T. Scarborough

The University of Alabama, Tuscaloosa, USA

C. Henderson, P. Rumerio

Boston University, Boston, USA

A. Avetisyan, T. Bose, C. Fantasia, A. Heister, J. St. John, P. Lawson, D. Lazic, J. Rohlf, D. Sperka, L. Sulak

Brown University, Providence, USA

J. Alimena, S. Bhattacharya, D. Cutts, A. Ferapontov, U. Heintz, S. Jabeen, G. Kukartsev, E. Laird, G. Landsberg, M. Luk, M. Narain, D. Nguyen, M. Segala, T. Sinthuprasith, T. Speer, K.V. Tsang

University of California, Davis, Davis, USA

R. Breedon, G. Breto, M. Calderon De La Barca Sanchez, S. Chauhan, M. Chertok, J. Conway, R. Conway, P.T. Cox, J. Dolen, R. Erbacher, M. Gardner, R. Houtz, W. Ko, A. Kopecky, R. Lander, T. Miceli, D. Pellett, B. Rutherford, M. Searle, J. Smith, M. Squires, M. Tripathi, R. Vasquez Sierra

University of California, Los Angeles, Los Angeles, USA

V. Andreev, D. Cline, R. Cousins, J. Duris, S. Erhan, P. Everaerts, C. Farrell, J. Hauser, M. Ignatenko, C. Jarvis, C. Plager, G. Rakness, P. Schlein[†], J. Tucker, V. Valuev, M. Weber

University of California, Riverside, Riverside, USA

J. Babb, R. Clare, M.E. Dinardo, J. Ellison, J.W. Gary, F. Giordano, G. Hanson, G.Y. Jeng⁵¹, H. Liu, O.R. Long, A. Luthra, H. Nguyen, S. Paramesvaran, J. Sturdy, S. Sumowidagdo, R. Wilken, S. Wimpenny

University of California, San Diego, La Jolla, USA

W. Andrews, J.G. Branson, G.B. Cerati, S. Cittolin, D. Evans, F. Golf, A. Holzner, R. Kelley, M. Lebourgeois, J. Letts, I. Macneill, B. Mangano, S. Padhi, C. Palmer, G. Petrucciani, M. Pieri, M. Sani, V. Sharma, S. Simon, E. Sudano, M. Tadel, Y. Tu, A. Vartak, S. Wasserbaech⁵², F. Würthwein, A. Yagil, J. Yoo

University of California, Santa Barbara, Santa Barbara, USA

D. Barge, R. Bellan, C. Campagnari, M. D'Alfonso, T. Danielson, K. Flowers, P. Geffert, J. Incandela, C. Justus, P. Kalavase, S.A. Koay, D. Kovalskyi, V. Krutelyov, S. Lowette, N. Mccoll, V. Pavlunin, F. Rebassoo, J. Ribnik, J. Richman, R. Rossin, D. Stuart, W. To, C. West

California Institute of Technology, Pasadena, USA

A. Apresyan, A. Bornheim, Y. Chen, E. Di Marco, J. Duarte, M. Gataullin, Y. Ma, A. Mott, H.B. Newman, C. Rogan, V. Timciuc, P. Traczyk, J. Veverka, R. Wilkinson, Y. Yang, R.Y. Zhu

Carnegie Mellon University, Pittsburgh, USA

B. Akgun, R. Carroll, T. Ferguson, Y. Iiyama, D.W. Jang, Y.F. Liu, M. Paulini, H. Vogel, I. Vorobiev

University of Colorado at Boulder, Boulder, USA

J.P. Cumalat, B.R. Drell, C.J. Edelmaier, W.T. Ford, A. Gaz, B. Heyburn, E. Luiggi Lopez, J.G. Smith, K. Stenson, K.A. Ulmer, S.R. Wagner

Cornell University, Ithaca, USA

J. Alexander, A. Chatterjee, N. Eggert, L.K. Gibbons, B. Heltsley, A. Khukhunaishvili, B. Kreis, N. Mirman, G. Nicolas Kaufman, J.R. Patterson, A. Ryd, E. Salvati, W. Sun, W.D. Teo, J. Thom, J. Thompson, J. Vaughan, Y. Weng, L. Winstrom, P. Wittich

Fairfield University, Fairfield, USA

D. Winn

Fermi National Accelerator Laboratory, Batavia, USA

S. Abdullin, M. Albrow, J. Anderson, L.A.T. Bauerdick, A. Beretvas, J. Berryhill, P.C. Bhat, I. Bloch, K. Burkett, J.N. Butler, V. Chetluru, H.W.K. Cheung, F. Chlebana, V.D. Elvira, I. Fisk, J. Freeman, Y. Gao, D. Green, O. Gutsche, J. Hanlon, R.M. Harris, J. Hirschauer, B. Hooberman, S. Jindariani, M. Johnson, U. Joshi, B. Kilminster, B. Klima, S. Kunori, S. Kwan, C. Leonidopoulos, D. Lincoln, R. Lipton, J. Lykken, K. Maeshima, J.M. Marraffino, S. Maruyama, D. Mason, P. McBride, K. Mishra, S. Mrenna, Y. Musienko⁵³, C. Newman-Holmes, V. O'Dell, O. Prokofyev, E. Sexton-Kennedy, S. Sharma, W.J. Spalding, L. Spiegel, P. Tan, L. Taylor, S. Tkaczyk, N.V. Tran, L. Uplegger, E.W. Vaandering, R. Vidal, J. Whitmore, W. Wu, F. Yang, F. Yumiceva, J.C. Yun

University of Florida, Gainesville, USA

D. Acosta, P. Avery, D. Bourilkov, M. Chen, S. Das, M. De Gruttola, G.P. Di Giovanni, D. Dobur, A. Drozdetskiy, R.D. Field, M. Fisher, Y. Fu, I.K. Furic, J. Gartner, J. Hugon, B. Kim, J. Konigsberg, A. Korytov, A. Kropivnitskaya, T. Kypreos, J.F. Low, K. Matchev, P. Milenovic⁵⁴, G. Mitselmakher, L. Muniz, R. Remington, A. Rinkevicius, P. Sellers, N. Skhirtladze, M. Snowball, J. Yelton, M. Zakaria

Florida International University, Miami, USA

V. Gaultney, L.M. Lebolo, S. Linn, P. Markowitz, G. Martinez, J.L. Rodriguez

Florida State University, Tallahassee, USA

J.R. Adams, T. Adams, A. Askew, J. Bochenek, J. Chen, B. Diamond, S.V. Gleyzer, J. Haas, S. Hagopian, V. Hagopian, M. Jenkins, K.F. Johnson, H. Prosper, V. Veeraraghavan, M. Weinberg

Florida Institute of Technology, Melbourne, USA

M.M. Baarmand, B. Dorney, M. Hohlmann, H. Kalakhety, I. Vodopyanov

University of Illinois at Chicago (UIC), Chicago, USA

M.R. Adams, I.M. Anghel, L. Apanasevich, Y. Bai, V.E. Bazterra, R.R. Betts, I. Bucinskaite, J. Callner, R. Cavanaugh, C. Dragoiu, O. Evdokimov, L. Gauthier, C.E. Gerber, D.J. Hofman, S. Khalatyan, F. Lacroix, M. Malek, C. O'Brien, C. Silkworth, D. Strom, N. Varelas

The University of Iowa, Iowa City, USA

U. Akgun, E.A. Albayrak, B. Bilki⁵⁵, W. Clarida, F. Duru, S. Griffiths, J.-P. Merlo, H. Mermerkaya⁵⁶, A. Mestvirishvili, A. Moeller, J. Nachtman, C.R. Newsom, E. Norbeck, Y. Onel, F. Ozok, S. Sen, E. Tiras, J. Wetzel, T. Yetkin, K. Yi

Johns Hopkins University, Baltimore, USA

B.A. Barnett, B. Blumenfeld, S. Bolognesi, D. Fehling, G. Giurgiu, A.V. Gritsan, Z.J. Guo, G. Hu, P. Maksimovic, S. Rappoccio, M. Swartz, A. Whitbeck

The University of Kansas, Lawrence, USA

P. Baringer, A. Bean, G. Benelli, O. Grachov, R.P. Kenny Iii, M. Murray, D. Noonan, S. Sanders, R. Stringer, G. Tinti, J.S. Wood, V. Zhukova

Kansas State University, Manhattan, USA

A.F. Barfuss, T. Bolton, I. Chakaberia, A. Ivanov, S. Khalil, M. Makouski, Y. Maravin, S. Shrestha, I. Svintradze

Lawrence Livermore National Laboratory, Livermore, USA

J. Gronberg, D. Lange, D. Wright

University of Maryland, College Park, USA

A. Baden, M. Boutemeur, B. Calvert, S.C. Eno, J.A. Gomez, N.J. Hadley, R.G. Kellogg, M. Kirn,

T. Kolberg, Y. Lu, M. Marionneau, A.C. Mignerey, K. Pedro, A. Peterman, A. Skuja, J. Temple, M.B. Tonjes, S.C. Tonwar, E. Twedt

Massachusetts Institute of Technology, Cambridge, USA

G. Bauer, J. Bendavid, W. Busza, E. Butz, I.A. Cali, M. Chan, V. Dutta, G. Gomez Ceballos, M. Goncharov, K.A. Hahn, Y. Kim, M. Klute, K. Krajczar⁵⁷, W. Li, P.D. Luckey, T. Ma, S. Nahn, C. Paus, D. Ralph, C. Roland, G. Roland, M. Rudolph, G.S.F. Stephans, F. Stöckli, K. Sumorok, K. Sung, D. Velicanu, E.A. Wenger, R. Wolf, B. Wyslouch, S. Xie, M. Yang, Y. Yilmaz, A.S. Yoon, M. Zanetti

University of Minnesota, Minneapolis, USA

S.I. Cooper, B. Dahmes, A. De Benedetti, G. Franzoni, A. Gude, S.C. Kao, K. Klapoetke, Y. Kubota, J. Mans, N. Pastika, R. Rusack, M. Sasseville, A. Singovsky, N. Tambe, J. Turkewitz

University of Mississippi, University, USA

L.M. Cremaldi, R. Kroeger, L. Perera, R. Rahmat, D.A. Sanders

University of Nebraska-Lincoln, Lincoln, USA

E. Avdeeva, K. Bloom, S. Bose, J. Butt, D.R. Claes, A. Dominguez, M. Eads, J. Keller, I. Kravchenko, J. Lazo-Flores, H. Malbouisson, S. Malik, G.R. Snow

State University of New York at Buffalo, Buffalo, USA

U. Baur, A. Godshalk, I. Iashvili, S. Jain, A. Kharchilava, A. Kumar, S.P. Shipkowski, K. Smith

Northeastern University, Boston, USA

G. Alverson, E. Barberis, D. Baumgartel, M. Chasco, J. Haley, D. Nash, D. Trocino, D. Wood, J. Zhang

Northwestern University, Evanston, USA

A. Anastassov, A. Kubik, N. Mucia, N. Odell, R.A. Ofierzynski, B. Pollack, A. Pozdnyakov, M. Schmitt, S. Stoynev, M. Velasco, S. Won

University of Notre Dame, Notre Dame, USA

L. Antonelli, D. Berry, A. Brinkerhoff, M. Hildreth, C. Jessop, D.J. Karmgard, J. Kolb, K. Lannon, W. Luo, S. Lynch, N. Marinelli, D.M. Morse, T. Pearson, R. Ruchti, J. Slaunwhite, N. Valls, M. Wayne, M. Wolf

The Ohio State University, Columbus, USA

B. Bylsma, L.S. Durkin, A. Hart, C. Hill, R. Hughes, K. Kotov, T.Y. Ling, D. Puigh, M. Rodenburg, C. Vuosalo, G. Williams, B.L. Winer

Princeton University, Princeton, USA

N. Adam, E. Berry, P. Elmer, D. Gerbaudo, V. Halyo, P. Hebda, J. Hegeman, A. Hunt, P. Jindal, D. Lopes Pegna, P. Lujan, D. Marlow, T. Medvedeva, M. Mooney, J. Olsen, P. Piroué, X. Quan, A. Raval, B. Safdi, H. Saka, D. Stickland, C. Tully, J.S. Werner, A. Zuranski

University of Puerto Rico, Mayaguez, USA

J.G. Acosta, E. Brownson, X.T. Huang, A. Lopez, H. Mendez, S. Oliveros, J.E. Ramirez Vargas, A. Zatserklyani

Purdue University, West Lafayette, USA

E. Alagoz, V.E. Barnes, D. Benedetti, G. Bolla, D. Bortoletto, M. De Mattia, A. Everett, Z. Hu, M. Jones, O. Koybasi, M. Kress, A.T. Laasanen, N. Leonardo, V. Maroussov, P. Merkel, D.H. Miller, N. Neumeister, I. Shipsey, D. Silvers, A. Svyatkovskiy, M. Vidal Marono, H.D. Yoo, J. Zablocki, Y. Zheng

Purdue University Calumet, Hammond, USA

S. Guragain, N. Parashar

Rice University, Houston, USA

A. Adair, C. Boulahouache, K.M. Ecklund, F.J.M. Geurts, B.P. Padley, R. Redjimi, J. Roberts, J. Zabel

University of Rochester, Rochester, USA

B. Betchart, A. Bodek, Y.S. Chung, R. Covarelli, P. de Barbaro, R. Demina, Y. Eshaq, A. Garcia-Bellido, P. Goldenzweig, J. Han, A. Harel, D.C. Miner, D. Vishnevskiy, M. Zielinski

The Rockefeller University, New York, USA

A. Bhatti, R. Ciesielski, L. Demortier, K. Goulios, G. Lungu, S. Malik, C. Mesropian

Rutgers, the State University of New Jersey, Piscataway, USA

S. Arora, A. Barker, J.P. Chou, C. Contreras-Campana, E. Contreras-Campana, D. Duggan, D. Ferencek, Y. Gershtein, R. Gray, E. Halkiadakis, D. Hidas, A. Lath, S. Panwalkar, M. Park, R. Patel, V. Rekovic, J. Robles, K. Rose, S. Salur, S. Schnetzer, C. Seitz, S. Somalwar, R. Stone, S. Thomas

University of Tennessee, Knoxville, USA

G. Cerizza, M. Hollingsworth, S. Spanier, Z.C. Yang, A. York

Texas A&M University, College Station, USA

R. Eusebi, W. Flanagan, J. Gilmore, T. Kamon⁵⁸, V. Khotilovich, R. Montalvo, I. Osipenkov, Y. Pakhotin, A. Perloff, J. Roe, A. Safonov, T. Sakuma, S. Sengupta, I. Suarez, A. Tatarinov, D. Toback

Texas Tech University, Lubbock, USA

N. Akchurin, J. Damgov, P.R. Duderod, C. Jeong, K. Kovitanggoon, S.W. Lee, T. Libeiro, Y. Roh, I. Volobouev

Vanderbilt University, Nashville, USA

E. Appelt, C. Florez, S. Greene, A. Gurrola, W. Johns, C. Johnston, P. Kurt, C. Maguire, A. Melo, P. Sheldon, B. Snook, S. Tuo, J. Velkovska

University of Virginia, Charlottesville, USA

M.W. Arenton, M. Balazs, S. Boutle, B. Cox, B. Francis, J. Goodell, R. Hirosky, A. Ledovskoy, C. Lin, C. Neu, J. Wood, R. Yohay

Wayne State University, Detroit, USA

S. Gollapinni, R. Harr, P.E. Karchin, C. Kottachchi Kankanamge Don, P. Lamichhane, A. Sakharov

University of Wisconsin, Madison, USA

M. Anderson, M. Bachtis, D. Belknap, L. Borrello, D. Carlsmith, M. Cepeda, S. Dasu, L. Gray, K.S. Grogg, M. Grothe, R. Hall-Wilton, M. Herndon, A. Hervé, P. Klabbers, J. Klukas, A. Lanaro, C. Lazaridis, J. Leonard, R. Loveless, A. Mohapatra, I. Ojalvo, F. Palmonari, G.A. Pierro, I. Ross, A. Savin, W.H. Smith, J. Swanson

†: Deceased

1: Also at Vienna University of Technology, Vienna, Austria

2: Also at National Institute of Chemical Physics and Biophysics, Tallinn, Estonia

3: Also at Universidade Federal do ABC, Santo Andre, Brazil

4: Also at California Institute of Technology, Pasadena, USA

- 5: Also at CERN, European Organization for Nuclear Research, Geneva, Switzerland
- 6: Also at Laboratoire Leprince-Ringuet, Ecole Polytechnique, IN2P3-CNRS, Palaiseau, France
- 7: Also at Suez Canal University, Suez, Egypt
- 8: Also at Zewail City of Science and Technology, Zewail, Egypt
- 9: Also at Cairo University, Cairo, Egypt
- 10: Also at Fayoum University, El-Fayoum, Egypt
- 11: Also at British University, Cairo, Egypt
- 12: Now at Ain Shams University, Cairo, Egypt
- 13: Also at Soltan Institute for Nuclear Studies, Warsaw, Poland
- 14: Also at Université de Haute-Alsace, Mulhouse, France
- 15: Now at Joint Institute for Nuclear Research, Dubna, Russia
- 16: Also at Moscow State University, Moscow, Russia
- 17: Also at Brandenburg University of Technology, Cottbus, Germany
- 18: Also at Institute of Nuclear Research ATOMKI, Debrecen, Hungary
- 19: Also at Eötvös Loránd University, Budapest, Hungary
- 20: Also at Tata Institute of Fundamental Research - HECR, Mumbai, India
- 21: Also at University of Visva-Bharati, Santiniketan, India
- 22: Also at Sharif University of Technology, Tehran, Iran
- 23: Also at Isfahan University of Technology, Isfahan, Iran
- 24: Also at Shiraz University, Shiraz, Iran
- 25: Also at Plasma Physics Research Center, Science and Research Branch, Islamic Azad University, Teheran, Iran
- 26: Also at Facoltà Ingegneria Università di Roma, Roma, Italy
- 27: Also at Università della Basilicata, Potenza, Italy
- 28: Also at Università degli Studi Guglielmo Marconi, Roma, Italy
- 29: Also at Università degli studi di Siena, Siena, Italy
- 30: Also at University of Bucharest, Faculty of Physics, Bucuresti-Magurele, Romania
- 31: Also at Faculty of Physics of University of Belgrade, Belgrade, Serbia
- 32: Also at University of Florida, Gainesville, USA
- 33: Also at University of California, Los Angeles, Los Angeles, USA
- 34: Also at Scuola Normale e Sezione dell' INFN, Pisa, Italy
- 35: Also at INFN Sezione di Roma; Università di Roma "La Sapienza", Roma, Italy
- 36: Also at University of Athens, Athens, Greece
- 37: Also at Rutherford Appleton Laboratory, Didcot, United Kingdom
- 38: Also at The University of Kansas, Lawrence, USA
- 39: Also at Paul Scherrer Institut, Villigen, Switzerland
- 40: Also at Institute for Theoretical and Experimental Physics, Moscow, Russia
- 41: Also at Gaziosmanpasa University, Tokat, Turkey
- 42: Also at Adiyaman University, Adiyaman, Turkey
- 43: Also at The University of Iowa, Iowa City, USA
- 44: Also at Mersin University, Mersin, Turkey
- 45: Also at Ozyegin University, Istanbul, Turkey
- 46: Also at Kafkas University, Kars, Turkey
- 47: Also at Suleyman Demirel University, Isparta, Turkey
- 48: Also at Ege University, Izmir, Turkey
- 49: Also at School of Physics and Astronomy, University of Southampton, Southampton, United Kingdom
- 50: Also at INFN Sezione di Perugia; Università di Perugia, Perugia, Italy
- 51: Also at University of Sydney, Sydney, Australia

52: Also at Utah Valley University, Orem, USA

53: Also at Institute for Nuclear Research, Moscow, Russia

54: Also at University of Belgrade, Faculty of Physics and Vinca Institute of Nuclear Sciences, Belgrade, Serbia

55: Also at Argonne National Laboratory, Argonne, USA

56: Also at Erzincan University, Erzincan, Turkey

57: Also at KFKI Research Institute for Particle and Nuclear Physics, Budapest, Hungary

58: Also at Kyungpook National University, Daegu, Korea